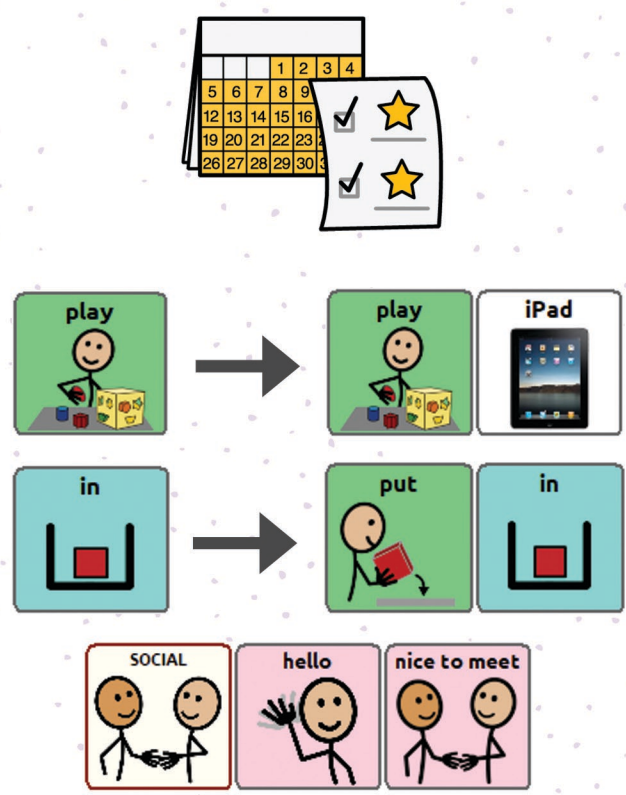


SHARE YOUR HOPES AND DREAMS

Take Time to Agree on Goals

Spend some time developing and sharing your hopes, dreams, and goals with your team. Start with the big picture and work backwards to the specific goals for this week or this month. When supporting an individual who is learning to communicate, it's best to keep in mind 1-2 goals that you can work into your daily activities. Are you trying to expand single words to two-word phrases, use communication to comment or describe, or set up situations to allow a child to initiate more communication with friends?



MARCH

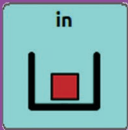
SUN	MON	TUES	WED	THU	FRI	SAT
Model & Grow Language For AAC learners using single words, scan this code to unlock ideas for expanding beyond the one-word level and nurture language learning! 					1	2
3	4	5	6	7	8	9
10	11	12	13	14	15	16
17	18	19	20	21	22	23
24	25	26	27	28	29	30
31						

Read **Everybody Sleeps** by Saltillo Corporation.



Every critter has a favorite spot to lay down a weary head. Where do you like to sleep?

Words to Model:



A Fun Opportunity to explore animal homes!



Learn **where** animals live.



Draw a line to match each animal with it's appropriate home.

A dog



lives



a



Birds



live



the



Fish



live



a



Cows



live



the



Snakes



live



the



Deer



live



a



Expanding an AAC Learners' Single Words

In typical language development, children acquire a vocabulary of about 50 single words and then they begin to combine two words. As we help AAC learners to develop vocabulary, it is important that we teach different types of words so that the child has a broad vocabulary base to create phrases. For example: *more car, read it, bye-bye Mom, go outside, go away, that hot.*

An AAC learner just getting started at the single-word level needs to see and hear a variety of 2-word combinations modeled, using his language system, before he can begin to imitate them.

Try these strategies to help the AAC learner use 2-word phrases:

1. **Add a word** When a learner says a single word, add a word and model (e.g.- touch) the 2-word phrase back to him.
Learner says: *bubbles*
Adult says and models: *open bubbles, bubbles up, no bubbles, bubbles pop, see bubbles, my bubbles* – depending on the context
2. **Provide choices, using two-word combinations**
More bubbles or all done bubbles?
Big bubbles or little bubbles?
Isaac blow or Mom blow?




































































Model short two-word phrases during the day and try to use different types of words. It's best to use grammatically-correct phrases as much as possible. So, say out loud "*You're finished*" even though you may model (touch) the words "*you*" and "*finish*" on the board or device. And remember that repetition with different materials, people, and activities throughout the day is the key to success.

Once a language learner can combine a variety of two-word phrases, begin to introduce longer phrases: *doggie down there, want more cracker, Dad read it again, give me a puzzle.*

Have fun modeling and growing language!



Try out some of the ideas on how to model a variety of word combinations using this month's target words in the chart below (Example shown: WordPower60 Basic SS):

March: <i>Everybody Sleeps</i> by Saltillo's Kim Galant		
Target words	2 words	3-5 words
where  	sleep where?     	Where do you sleep?        
do 	do it  	Do you sleep here?       
to 	like to  	I like to sleep.      
sleep  	sleep more   	Do you sleep inside?        
in 	get in  	Get in your bed.       
on 	put on  	Put on my pajamas.       

© 2019 PRC-Salttillo. Non-commercial reprint rights for clinical or personal use granted with inclusion of copyright notice. Commercial use prohibited; may not be used for resale.
Contact PRC-Salttillo for questions regarding permissible uses.

