

JULY








BUILD RECEPTIVE AND EXPRESSIVE LANGUAGE

Provide Access to Robust Vocabulary

A robust vocabulary allows learners to understand and use language to communicate a variety of messages for a variety of reasons (say hello, ask when Mom is coming home, talk about your favorite book). Having more words available can make it easier to communicate rather than more difficult.

ABC 123	PEOPLE	QUESTN ?	ACTIONS	SOCIAL	PLACES	TIME	GROUPS	DESCRB	good
clear	I	me	to	come	that	a-	the	and	more
.	my	is	eat	drink	finish	get	all	at	COLORS
EXTRA WORDS	it	can	go	help	open	put	in	for	on
here	you	do	like	play	read	stop	out	up	off
yes	your	no	want	take	tell	turn	watch	down	with

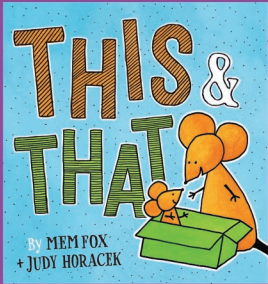
WordPower 60 Basic SS

SOCIAL 	hello 				
I 	love	to	read 	.	
QUESTN 	what 	time 			



SUN	MON	TUES	WED	THU	FRI	SAT
	1	2	3	4	5	6
				Independence Day		
7	8	9	10	11	12	13
14	15	16	17	18	19	20
21	22	23	24	25	26	27
28	29	30	31	<div> <div>Model & Grow Language</div> <div>For AAC learners using single words, scan this code to unlock ideas for expanding beyond the one-word level and nurture language learning!</div> <div>  </div> </div>		

Read **This and That** by Mem Fox, illustrated by Judy Horacek.



Join an adventure with two mice who will tell you all about this and that, making it a wonderful bedtime story full of rhyme and sequencing.

Words to Model:

I

tell

this

and

then

that

A Fun Opportunity to practice **telling** stories!

Have fun with technology and storytelling and AAC.

Toontastic, available in Google Play Store and the Apple App Store, is a 3D storytelling app with built-in scaffolding that helps the writer map out a story. You can **tell** your own story about **this** **and that** using built-in scenes, characters, music and the ability to record.

Use the AAC system to record the narration of the story. Try out the stories and scripts pages in WordPower to write the story. Play the saved messages to record the story in **Toontastic**.

GROUPS

STORIES & SCRIPTS

clear

Stories & Saved Phrases 1

Stories & Saved Phrases 2

Stories & Saved Phrases 3

Stories & Saved Phrases 4

Stories & Saved Phrases 5

Stories & Saved Phrases 6

Stories & Saved Phrases 7

Stories & Saved Phrases 8

Stories & Saved Phrases 9

Learn more about stories and scripts:
toontastic.withgoogle.com/tips



Expanding an AAC Learners' Single Words

In typical language development, children acquire a vocabulary of about 50 single words and then they begin to combine two words. As we help AAC learners to develop vocabulary, it is important that we teach different types of words so that the child has a broad vocabulary base to create phrases. For example: *more car, read it, bye-bye Mom, go outside, go away, that hot.*

An AAC learner just getting started at the single-word level needs to see and hear a variety of 2-word combinations modeled, using his language system, before he can begin to imitate them.

Try these strategies to help the AAC learner use 2-word phrases:

1. **Add a word** When a learner says a single word, add a word and model (e.g.- touch) the 2-word phrase back to him.
Learner says: *bubbles*
Adult says and models: *open bubbles, bubbles up, no bubbles, bubbles pop, see bubbles, my bubbles* – depending on the context
2. **Provide choices, using two-word combinations**
More bubbles or all done bubbles?
Big bubbles or little bubbles?
Isaac blow or Mom blow?



























































Model short two-word phrases during the day and try to use different types of words. It's best to use grammatically-correct phrases as much as possible. So, say out loud "*You're finished*" even though you may model (touch) the words "*you*" and "*finish*" on the board or device. And remember that repetition with different materials, people, and activities throughout the day is the key to success.

Once a language learner can combine a variety of two-word phrases, begin to introduce longer phrases: *doggie down there, want more cracker, Dad read it again, give me a puzzle.*

Have fun modeling and growing language!



Try out some of the ideas on how to model a variety of word combinations using this month's target words in the chart below (Example shown: WordPower60 Basic SS):

July: <i>This and That</i> by Mem Fox		
Target words	2 words	3-5 words
I 	I see  	I see that.    
tell 	tell me  	Tell me more.    
this  	this one   	Do you like this?      
and 	this and that    	I see this and that.      
then  	then me   	Then it is my turn.       
that 	that one  	Did you see that?       

© 2019 PRC-Salttillo. Non-commercial reprint rights for clinical or personal use granted with inclusion of copyright notice. Commercial use prohibited; may not be used for resale.

Contact PRC-Salttillo for questions regarding permissible uses.

SymbolStix®, Copyright 2019, SymbolStix, LLC. All rights reserved. Used with permission.

