

BUILD ON WHAT YOU GET

Repeat and Expand

Repeat and expand on the AAC user's words or ideas during activities. We communicate for a variety of reasons. For example, we comment, label, describe, expand, imitate and ask open-ended questions. Repeating the words and expanding provides opportunities to learn more vocabulary and how words go together to create phrases and sentences.

AAC learner says:

"like"



"drink"



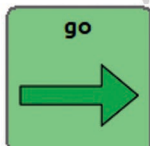
"up"



"finish"



"go"



Communication Partner says:

"You like Legos."

"You're drinking chocolate milk."

"Pick you up?"

"Yes, we are finished."


"Let's go fast!"



AUGUST

SUN	MON	TUES	WED	THU	FRI	SAT
Model & Grow Language For AAC learners using single words, scan this code to unlock ideas for expanding beyond the one-word level and nurture language learning! 				1	2	3
4	5	6	7	8	9	10
11	12	13	14	15	16	17
18	19	20	21	22	23	24
25	26	27	28	29	30	31

Read **Pete the Cat and His Magic Sunglasses** written by Kimberly and James Dean.



Pete the Cat feels grumpy. Nothing is going his way. Maybe some magic sunglasses will help. His cool new magic sunglasses teach him a good mood is always inside him.

Words to Model:

cool

feel

grumpy

new

not

nothing

A Fun Opportunity to make and wear **cool new** magic sunglasses!

Materials:



Card stock



Markers



Scissors



Tape

Directions:

1. Draw a sunglass pattern or download one from Pinterest (search “sunglass pattern”).
2. Draw the pattern on card stock
3. Color the sunglasses
4. Cut out the sunglasses
5. Assemble the **cool new** sunglasses
6. Wear the **cool new** sunglasses.
7. Look around with your **cool new** sunglasses. I bet you are **not grumpy**!
8. Tell everyone how you **feel**!



Expanding an AAC Learners' Single Words

In typical language development, children acquire a vocabulary of about 50 single words and then they begin to combine two words. As we help AAC learners to develop vocabulary, it is important that we teach different types of words so that the child has a broad vocabulary base to create phrases. For example: *more car, read it, bye-bye Mom, go outside, go away, that hot.*

An AAC learner just getting started at the single-word level needs to see and hear a variety of 2-word combinations modeled, using his language system, before he can begin to imitate them.

Try these strategies to help the AAC learner use 2-word phrases:

1. **Add a word** When a learner says a single word, add a word and model (e.g.- touch) the 2-word phrase back to him.
Learner says: *bubbles*
Adult says and models: *open bubbles, bubbles up, no bubbles, bubbles pop, see bubbles, my bubbles* – depending on the context
2. **Provide choices, using two-word combinations**
More bubbles or all done bubbles?
Big bubbles or little bubbles?
Isaac blow or Mom blow?










































Model short two-word phrases during the day and try to use different types of words. It's best to use grammatically-correct phrases as much as possible. So, say out loud "*You're finished*" even though you may model (touch) the words "*you*" and "*finish*" on the board or device. And remember that repetition with different materials, people, and activities throughout the day is the key to success.

Once a language learner can combine a variety of two-word phrases, begin to introduce longer phrases: *doggie down there, want more cracker, Dad read it again, give me a puzzle.*

Have fun modeling and growing language!



Try out some of the ideas on how to model a variety of word combinations using this month's target words in the chart below (Example shown: WordPower60 Basic SS):

August: <i>Pete the Cat and His Magic Sunglasses</i> by Kimberly and James Dean		
Target words	2 words	3-5 words
cool  cool	That's cool!  cool!	He is cool!  he is  cool  !
feel  feel	feel great  feel 	I feel great!   great  !
grumpy  DESCRIB A-Z g 	not grumpy  not  DESCRIB A-Z g 	Is he grumpy?  he  DESCRIB A-Z g   ?
new  new	new sunglasses*  new  clothes 	Do you have new sunglasses*?  you  new  clothes  ?
not  not	not cool  not  cool	That is not cool.  is   cool .
nothing  nothing	nothing new  nothing  new	We have nothing new.  we   nothing  new .

*note- sunglasses were added to the file.