

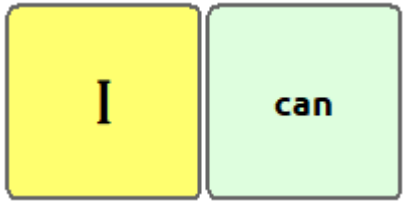


Create a “What can I do?” book

- Snap photos of the person showing what they can do! Or draw them!
- Fill in the blank to describe what the person is doing in the picture.
- You will find some ideas for filling in the blanks on the last page.
- Read the story and enjoy all the “can do” things!

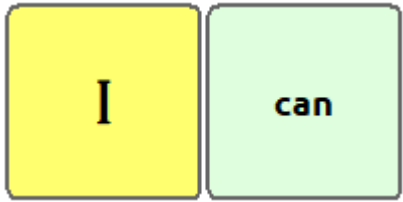
What can I do?





I can _____

Insert photo of student (or draw). What can he/she do?



I can _____

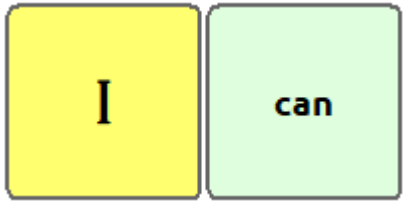
Insert photo of student (or draw). What can he/she do?

I

can

I can _____


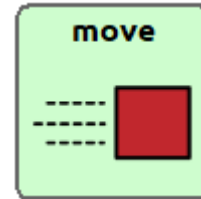

Insert photo of student (or draw). What can he/she do?



I can _____

Insert photo of student (or draw). What can he/she do?

What can I do?



Cut out symbols and use to fill in the blanks.