

What will we make?


what will we make




we will make

GROUPS FOOD pizza


What do we need?




INGREDIENTS










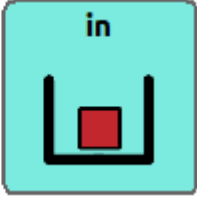



KITCHEN SUPPLIES


















INSERT BUTTON SEQUENCES FOR EACH STEP.

<p>1.</p>		<p>*Put pizza crust on baking tray</p>
<p>2.</p>		<p>*Put sauce on pizza crust</p>
<p>3.</p>		<p>*Put cheese on</p>

<p>4.</p>	 <p>put</p>  <p>on</p>	 <p>*Put oregano on</p>
<p>5.</p>	 <p>put</p>  <p>on</p>	 <p>*Put sausage on</p>
<p>6.</p>	 <p>put</p>  <p>in</p>	 <p>*Put pizza in the oven and bake</p>
<p>7.</p>	 <p>eat</p>  <p>pizza</p>	

<p>What</p> <div style="border: 1px solid black; padding: 5px; background-color: #e6e6fa;"> <p style="text-align: center;">what</p>  </div>	<p>do</p> <div style="border: 1px solid black; padding: 5px; background-color: #e6ffe6;"> <p style="text-align: center;">do</p> </div>	<p>you</p> <div style="border: 1px solid black; padding: 5px; background-color: #ffff00;"> <p style="text-align: center;">you</p>  </div>	<p>Think?</p> <div style="border: 1px solid black; padding: 5px; background-color: #e6ffe6;"> <p style="text-align: center;">think</p>  </div>
--	--	--	---

	<p>INSERT BUTTON SEQUENCES FOR NEGATIVE STATEMENT (e.g., I don't like it. Yucky. Bad).</p> <div style="display: flex; justify-content: space-around; align-items: center;"> <div style="border: 1px solid black; padding: 5px; background-color: #ffe6e6;"> <p style="text-align: center;">that</p>  </div> <div style="border: 1px solid black; padding: 5px; background-color: #e6ffe6;"> <p style="text-align: center;">is</p> </div> <div style="border: 1px solid black; padding: 5px; background-color: #ffe6ff;"> <p style="text-align: center;">DESCRIBE</p>  </div> <div style="border: 1px solid black; padding: 5px; background-color: #ffe6ff;"> <p style="text-align: center;">bad</p>  </div> </div>
	<p>INSERT BUTTON SEQUENCES FOR NEUTRAL STATEMENT (e.g., I don't know. ok).</p> <div style="display: flex; justify-content: space-around; align-items: center;"> <div style="border: 1px solid black; padding: 5px; background-color: #fff2cc;"> <p style="text-align: center;">SOCIAL</p>  </div> <div style="border: 1px solid black; padding: 5px; background-color: #fff2cc;"> <p style="text-align: center;">okay</p>  </div> </div>
	<p>INSERT BUTTON SEQUENCES FOR POSITIVE STATEMENT (e.g., I like it. Yum. Good).</p> <div style="display: flex; justify-content: space-around; align-items: center;"> <div style="border: 1px solid black; padding: 5px; background-color: #ffe6e6;"> <p style="text-align: center;">that</p>  </div> <div style="border: 1px solid black; padding: 5px; background-color: #e6ffe6;"> <p style="text-align: center;">is</p> </div> <div style="border: 1px solid black; padding: 5px; background-color: #ffe6ff;"> <p style="text-align: center;">good</p>  </div> </div>