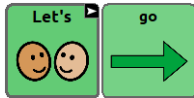


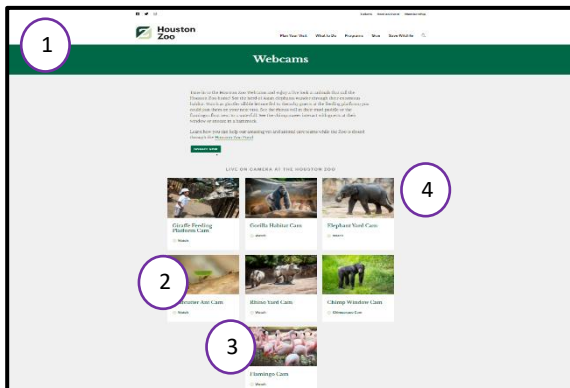
Welcome to our virtual travel scavenger hunt! Each month, we will be visiting a new location virtually. Click the link and use the scavenger hunt below to explore the virtual location! As you complete the activity, add a passport stamp to your passport and write about your travels in the Stories and Scripts pages.

Virtual Travel February 2021



This month we are exploring the Houston Zoo.

<https://www.houstonzoo.org/explore/webcams/>




What are we looking at?

You can watch many different animals at the Houston Zoo. This month we encourage you to look at the Leafcutter Ants and Flamingos. If we traveled to Central America, we could see these animals in the wild!

1. The main page that shows all the animal webcams.
2. The webcam in the Leafcutter Ant exhibit.
3. The webcam in the Flamingo exhibit.
4. Webcams for other animals. If you have time, watch the giraffes, gorillas, elephants, rhinos, and chimps.

Scavenger Hunt: Explore the Houston Zoo

What will we see?



1. What time of day was it?

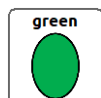


Morning



Afternoon

2. What color were the plants the leafcutter ants had?



Green



Red



White



Brown



Something



Different



Something Different

3. What were the flamingos doing?



Eating



Sleeping



Nothing

4. Did you see any people at the zoo?



Yes




No

Add this stamp
to your passport:




Write about
your travels!
What was the
coolest thing you
saw?



You will have a
great story of all
your travels!

Modeling Markers


For use on Modeling Mondays with the PRC-Salttillo Challenge Week. Use these cards to mark how many times you modeled each word throughout the day.



Salttillo Salttillo Salttillo Salttillo Salttillo

CHALLENGE WEEK
Modeling Markers


Salttillo Salttillo Salttillo Salttillo Salttillo



Salttillo Salttillo Salttillo Salttillo Salttillo

CHALLENGE WEEK
Modeling Markers

Salttillo Salttillo Salttillo Salttillo Salttillo



Salttillo Salttillo Salttillo Salttillo Salttillo

CHALLENGE WEEK
Modeling Markers

Salttillo Salttillo Salttillo Salttillo Salttillo

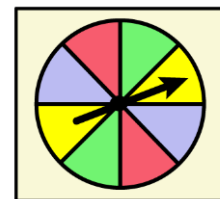
Make the Core Spinner:

- Use a fastener, or brad, and a paperclip. The paper clip acts as the selector.
- Put a fidget spinner in the middle of the spinner. Put a sticker (or mark) one arm to be the selector.
- Poke a pencil in the middle and spin on the point. The section that it stops spinning on is selected.

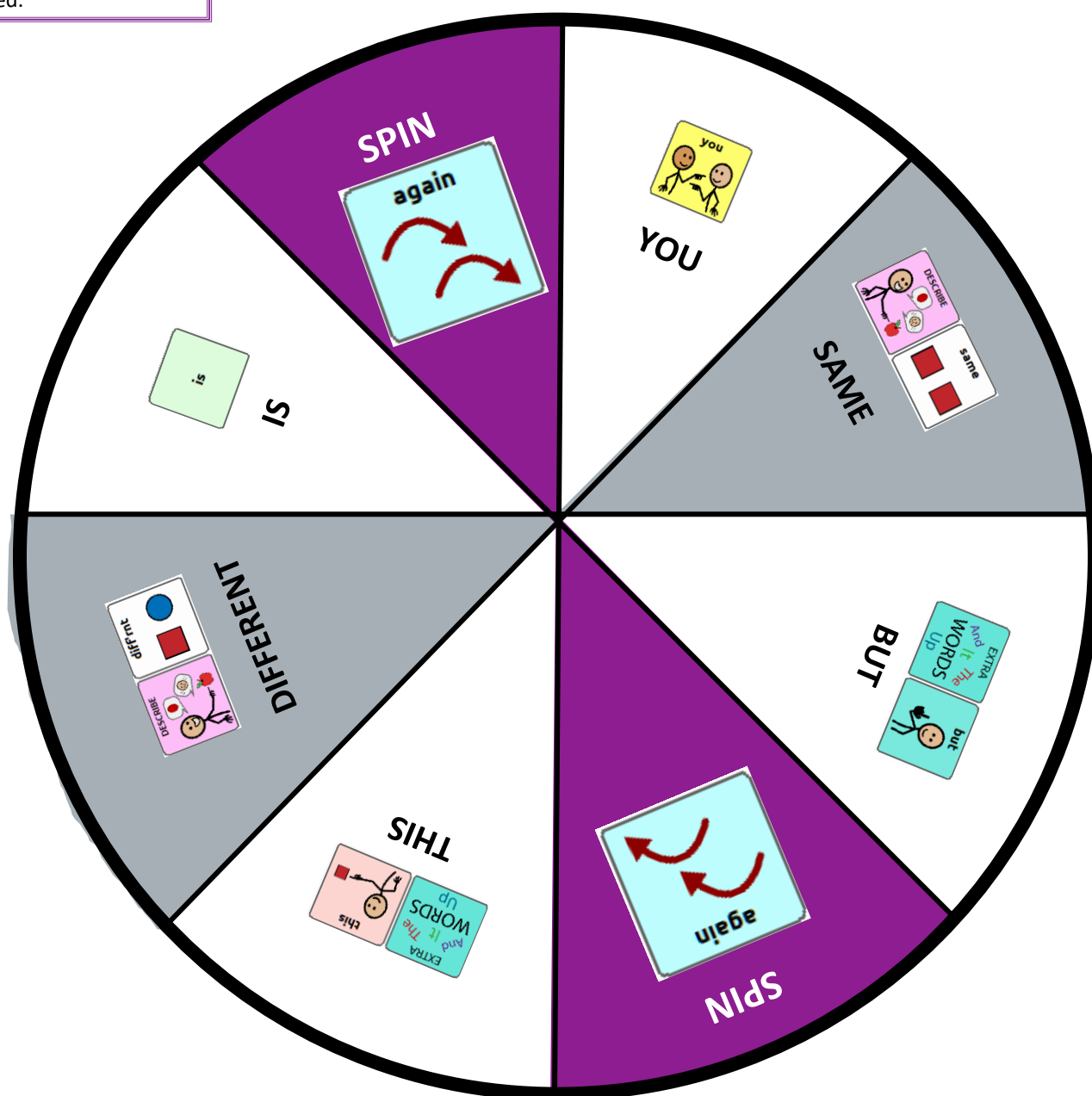
Use this spinner with **WordPower 60 Basic**.

Ideas to Use the Core Spinner:

- Print on card stock (or laminate) for a sturdier spinner.
- Use with games that contain a spinner or dice. Spin both spinners; or roll the dice and spin the Core Spinner.
- Take turns spinning. Find the selected word. Or create a phrase or sentence with the selected word.
- Print 2 spinners to practice making sentences with the selected words.



Core Spinner February 2021



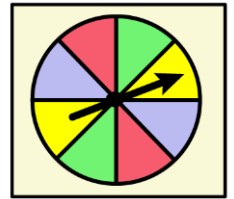
Make the Core Spinner:

- Use a fastener, or brad, and a paperclip. The paper clip acts as the selector.
- Put a fidget spinner in the middle of the spinner. Put a sticker (or mark) one arm to be the selector.
- Poke a pencil in the middle and spin on the point. The section that it stops spinning on is selected.

Use this spinner with **WordPower 42 Basic**.

Ideas to Use the Core Spinner:

- Print on card stock (or laminate) for a sturdier spinner.
- Use with games that contain a spinner or dice. Spin both spinners; or roll the dice and spin the Core Spinner.
- Take turns spinning. Find the selected word. Or create a phrase or sentence with the selected word.
- Print 2 spinners to practice making sentences with the selected words.



Core Spinner February 2021

