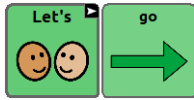


Welcome to our virtual travel scavenger hunt! Each month, we will be visiting a new location virtually. Click the link and use the scavenger hunt below to explore the virtual location! As you complete the activity, add a passport stamp to your passport and write about your travels in the Stories and Scripts pages.

Virtual Travel May 2021



This month we are exploring Australia.

<https://www.zoo.org.au/animals-at-home/>



What are we looking at?

This webcam lets you visit the Australia Zoo. You can watch the animals live or view tours of the zoo. Australia is very far away, so when you are watching, it may be night time for the animals. If the animals are sleeping watch a tour of the zoo or a Keeper Talk.

1. Keeper Talks can be viewed here.
2. Take a tour of different areas of the zoo.
3. Have an up-close encounter with different animals here.
4. Watch the live cams here! Are the animals awake?

Scavenger Hunt: Explore Australia

What will we see?



1. Were the animals awake or asleep?



Awake



Asleep

2. What was your favorite animal?



Monkey



Gorilla



Tiger



Giraffe



some



thing



diff'nt

Something different

3. What were the animals doing?



Eating



Sleeping



Walking



Nothing

4. Did you see any kangaroos?



Yes



No

Add this stamp to your passport:



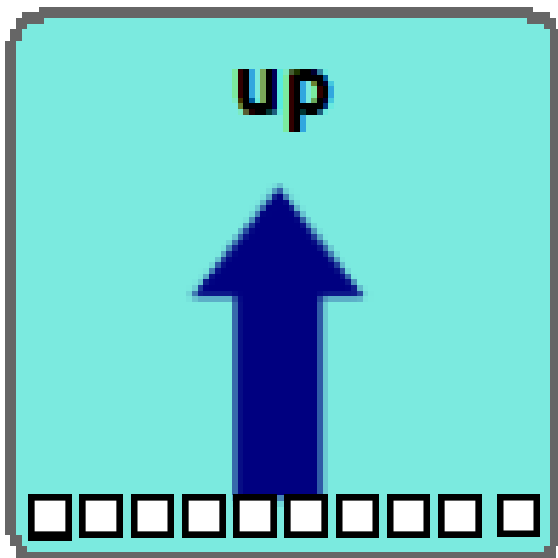
Write about your travels!
What was the coolest thing you saw?



You will have a great story of all your travels!

Modeling Markers

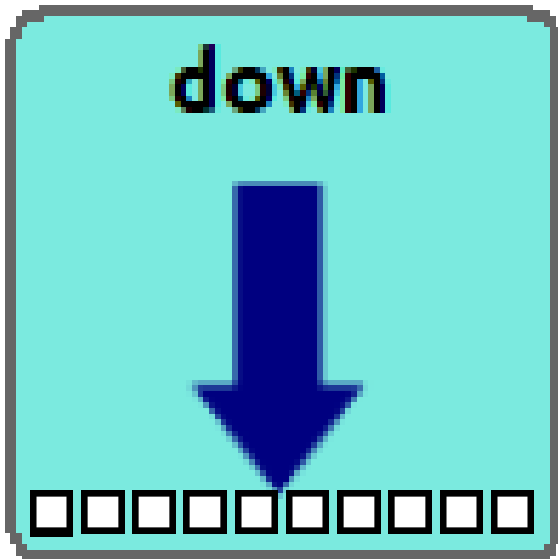
For use on Modeling Mondays with the PRC-Salttillo Challenge Week. Use these cards to mark how many times you modeled each word throughout the day.



Salttillo Salttillo Salttillo Salttillo Salttillo

CHALLENGE WEEK
Modeling Markers

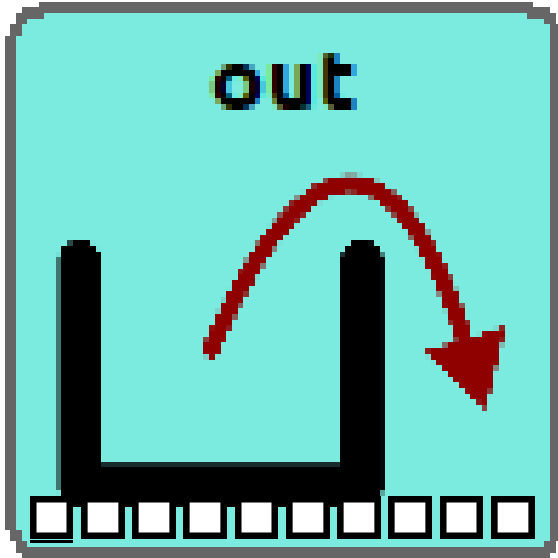
Salttillo Salttillo Salttillo Salttillo Salttillo



Salttillo Salttillo Salttillo Salttillo Salttillo

CHALLENGE WEEK
Modeling Markers

Salttillo Salttillo Salttillo Salttillo Salttillo

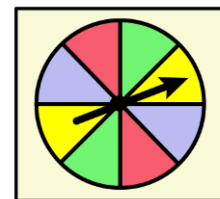


Salttillo Salttillo Salttillo Salttillo Salttillo

CHALLENGE WEEK
Modeling Markers

Salttillo Salttillo Salttillo Salttillo Salttillo

Use this spinner with **WordPower 60 Basic**.



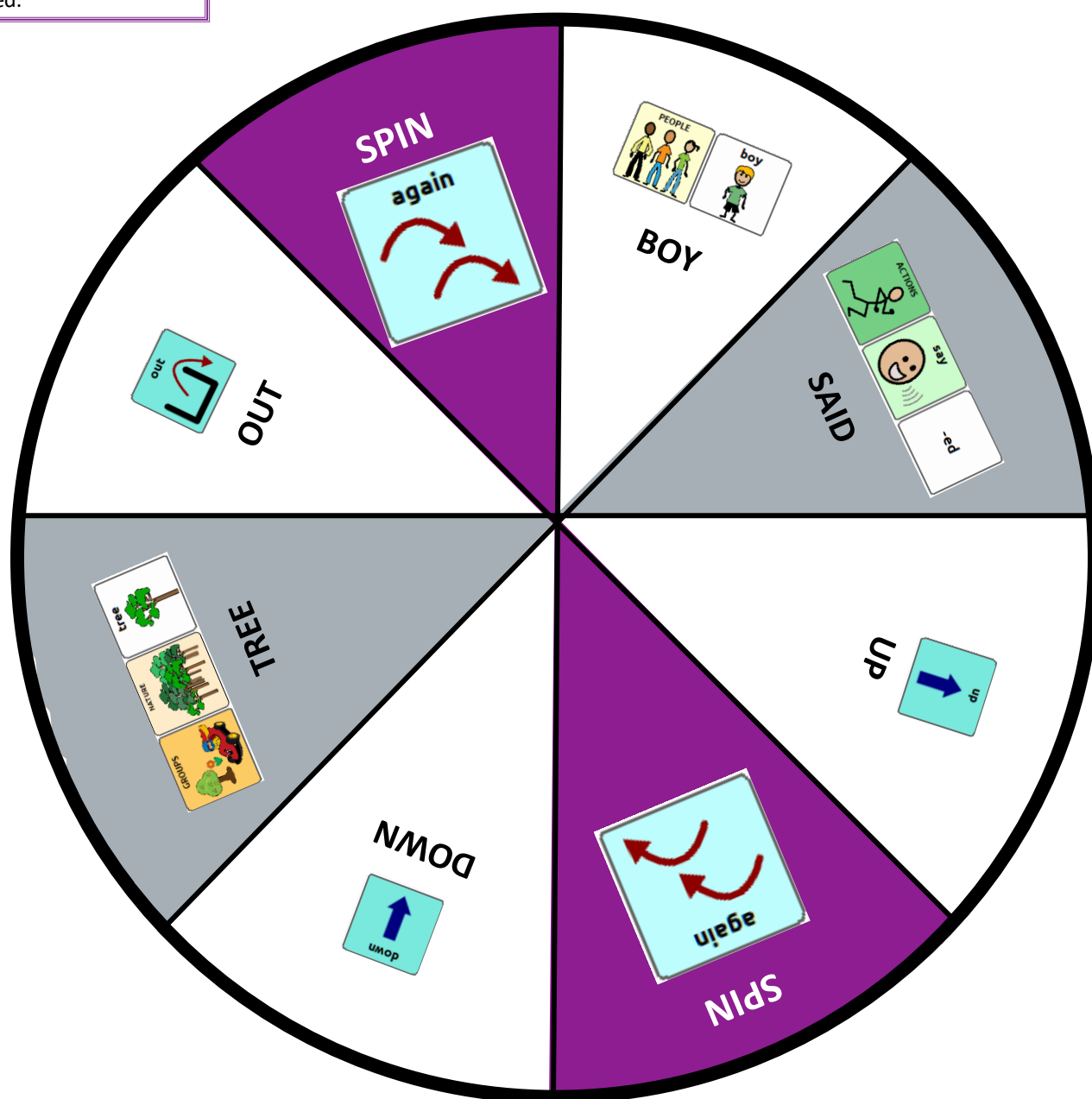
Make the Core Spinner:

- Use a fastener, or brad, and a paperclip. The paper clip acts as the selector.
- Put a fidget spinner in the middle of the spinner. Put a sticker (or mark) one arm to be the selector.
- Poke a pencil in the middle and spin on the point. The section that it stops spinning on is selected.

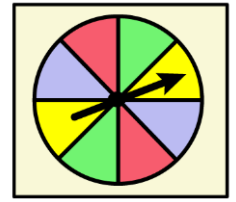
Ideas to Use the Core Spinner:

- Print on card stock (or laminate) for a sturdier spinner.
- Use with games that contain a spinner or dice. Spin both spinners; or roll the dice and spin the Core Spinner.
- Take turns spinning. Find the selected word. Or create a phrase or sentence with the selected word.
- Print 2 spinners to practice making sentences with the selected words.

Core Spinner May 2021



Use this spinner with **WordPower 42 Basic**.



Make the Core Spinner:

- Use a fastener, or brad, and a paperclip. The paper clip acts as the selector.
- Put a fidget spinner in the middle of the spinner. Put a sticker (or mark) one arm to be the selector.
- Poke a pencil in the middle and spin on the point. The section that it stops spinning on is selected.

Ideas to Use the Core Spinner:

- Print on card stock (or laminate) for a sturdier spinner.
- Use with games that contain a spinner or dice. Spin both spinners; or roll the dice and spin the Core Spinner.
- Take turns spinning. Find the selected word. Or create a phrase or sentence with the selected word.
- Print 2 spinners to practice making sentences with the selected words.

**Core Spinner
May 2021**

