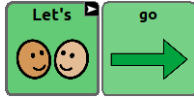


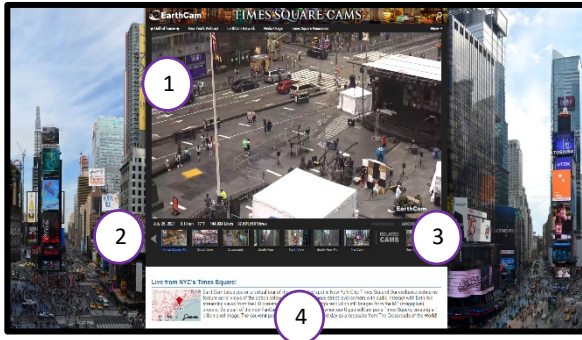
Welcome to our virtual travel scavenger hunt! Each month, we will be visiting a new location virtually. Click the link and use the scavenger hunt below to explore the virtual location! As you complete the activity, add a passport stamp to your passport and write about your travels in the Stories and Scripts pages.

Virtual Travel August 2021



This month we are exploring **New York City**.

<https://www.earthcam.com/cams/newyork/timessquare/?cam=tsrobo1>




What are we looking at?

This live webcam lets you watch what is happening in Times Square in New York City! There is always something happening in Times Square.

1. Watch the main viewing screen to see what is happening live in Times Square.
2. You can view Times Square from other angles by selecting different cameras.
3. Visit other parts of New York by clicking the right arrow to view other cameras
4. Scroll down to look at pictures and highlights from Times Square.

Scavenger Hunt: New York City

What will we see?



1. What time of day was it when you visited?



Morning



Afternoon



Night

2. What were the people doing?



Eating



Playing



Sleeping



Something different




3. How many taxis did you see?



Less Than



More Than



5



10

4. Have you been to New York City?



Yes



No

Add this stamp to your passport:




Write about your travels!
What was the coolest thing you saw?



You will have a great story of all your travels!

Modeling Markers

For use on Modeling Mondays with the PRC-Salttillo Challenge Week. Use these cards to mark how many times you modeled each word throughout the day.




□□□□□□□□□□

Salttillo Salttillo Salttillo Salttillo Salttillo

CHALLENGE WEEK
Modeling Markers

Salttillo Salttillo Salttillo Salttillo Salttillo




□□□□□□□□□□

Salttillo Salttillo Salttillo Salttillo Salttillo

CHALLENGE WEEK
Modeling Markers

Salttillo Salttillo Salttillo Salttillo Salttillo



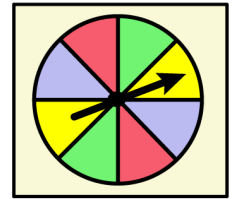
□□□□□□□□□□

Salttillo Salttillo Salttillo Salttillo Salttillo

CHALLENGE WEEK
Modeling Markers

Salttillo Salttillo Salttillo Salttillo Salttillo

Use this spinner with **WordPower 60 Basic**.



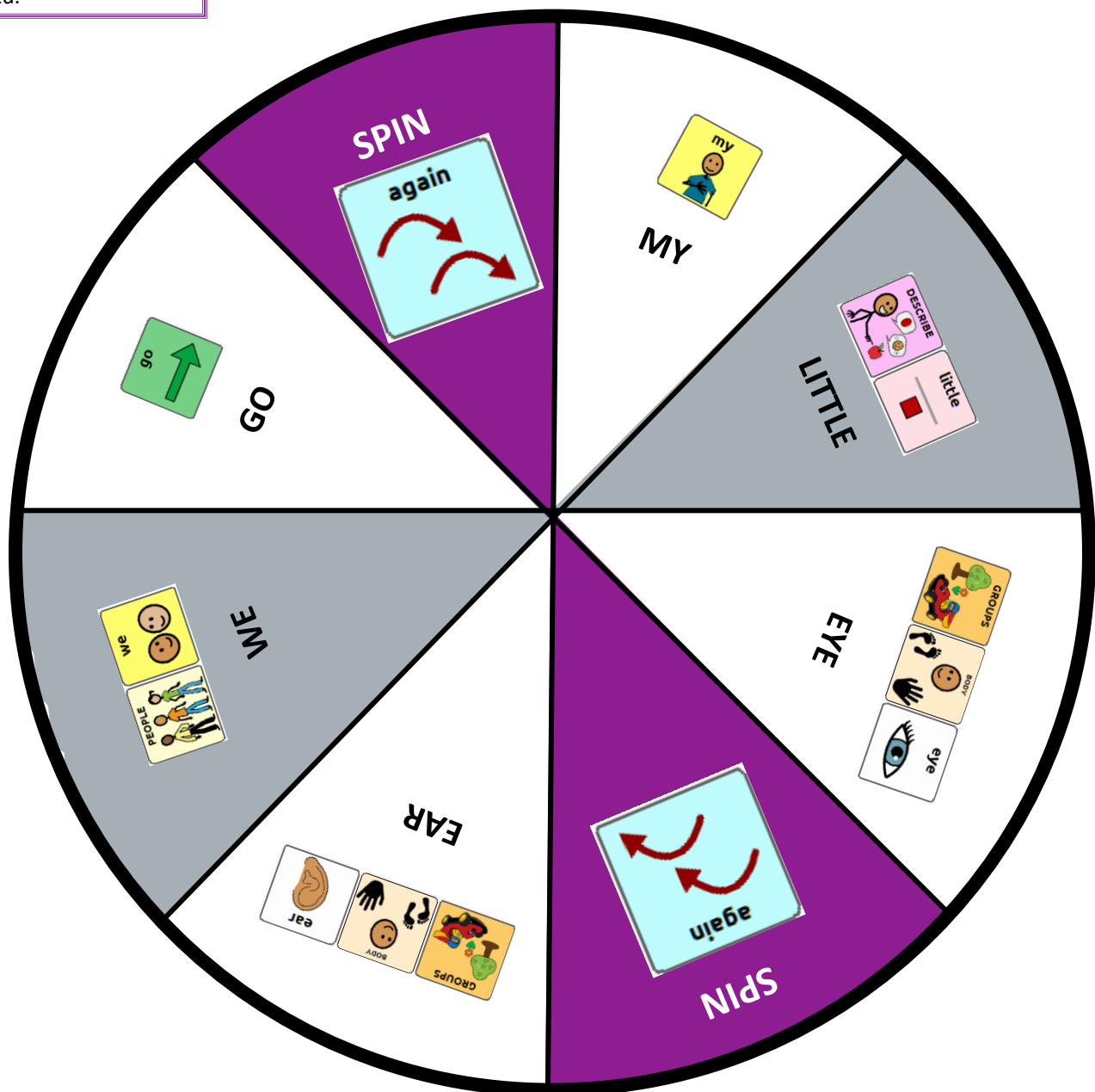
Core Spinner August 2021

Make the Core Spinner:

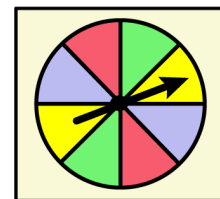
- Use a fastener, or brad, and a paperclip. The paper clip acts as the selector.
- Put a fidget spinner in the middle of the spinner. Put a sticker (or mark) one arm to be the selector.
- Poke a pencil in the middle and spin on the point. The section that it stops spinning on is selected.

Ideas to Use the Core Spinner:

- Print on card stock (or laminate) for a sturdier spinner.
- Use with games that contain a spinner or dice. Spin both spinners; or roll the dice and spin the Core Spinner.
- Take turns spinning. Find the selected word. Or create a phrase or sentence with the selected word.
- Print 2 spinners to practice making sentences with the selected words.



Use this spinner with **WordPower 42 Basic**.



Make the Core Spinner:

- Use a fastener, or brad, and a paperclip. The paper clip acts as the selector.
- Put a fidget spinner in the middle of the spinner. Put a sticker (or mark) one arm to be the selector.
- Poke a pencil in the middle and spin on the point. The section that it stops spinning on is selected.

Ideas to Use the Core Spinner:

- Print on card stock (or laminate) for a sturdier spinner.
- Use with games that contain a spinner or dice. Spin both spinners; or roll the dice and spin the Core Spinner.
- Take turns spinning. Find the selected word. Or create a phrase or sentence with the selected word.
- Print 2 spinners to practice making sentences with the selected words.

Core Spinner August 2021

