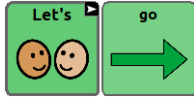


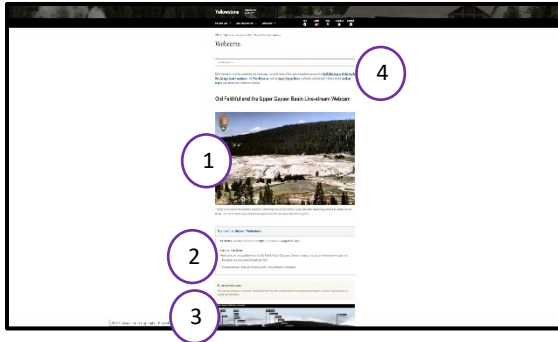
Welcome to our virtual travel scavenger hunt! Each month, we will be visiting a new location virtually. Click the link and use the scavenger hunt below to explore the virtual location! As you complete the activity, add a passport stamp to your passport and write about your travels in the Stories and Scripts pages.

## Virtual Travel September 2021



This month we are exploring **Yellowstone**.

<https://www.nps.gov/yell/learn/photosmultimedia/webcams.htm>



### What are we looking at?

This live webcam lets you watch the geysers and other natural wonders at Yellowstone National Park. Will you see Old Faithful erupt?

1. Watch Old Faithful and other geysers in the area. The camera view changes to show you what is happening live.
2. You can see when Old Faithful is predicted to erupt next.
3. Learn about what you are looking at with this map of the park.
4. Explore other parts of the area and other parks by clicking the links.

### Scavenger Hunt: Yellowstone

What will we see?



1. What time of day was it when you visited?



Morning      Afternoon      Night

2. How many people did you see visiting?



A few      Many!

3. How was the weather?



Cold      Hot      Sunny      Rainy      Something Different

4. Did you see Old Faithful erupt?



Yes      No

Add this stamp to your passport:




Write about your travels!  
What was the coolest thing you saw?




You will have a great story of all your travels!

# Modeling Markers

For use on Modeling Mondays with the PRC-Salttillo Challenge Week. Use these cards to mark how many times you modeled each word throughout the day.



like



□□□□□□□□□□


Salttillo Salttillo Salttillo Salttillo Salttillo

CHALLENGE WEEK  
Modeling Markers

Salttillo Salttillo Salttillo Salttillo Salttillo



take



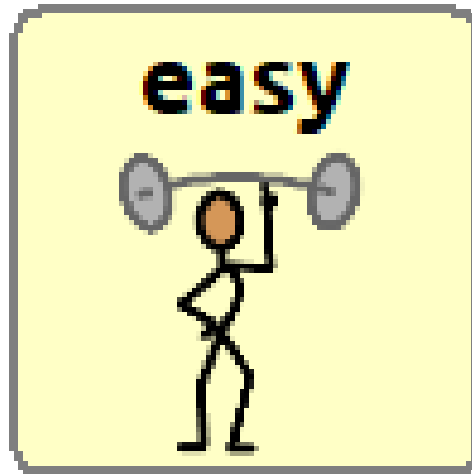
took

□□□□□□□□□□


Salttillo Salttillo Salttillo Salttillo Salttillo

CHALLENGE WEEK  
Modeling Markers

Salttillo Salttillo Salttillo Salttillo Salttillo



easy



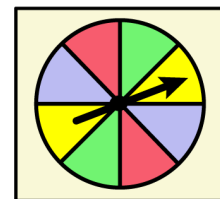
□□□□□□□□□□

Salttillo Salttillo Salttillo Salttillo Salttillo

CHALLENGE WEEK  
Modeling Markers

Salttillo Salttillo Salttillo Salttillo Salttillo

Use this spinner with **WordPower 60 Basic**.



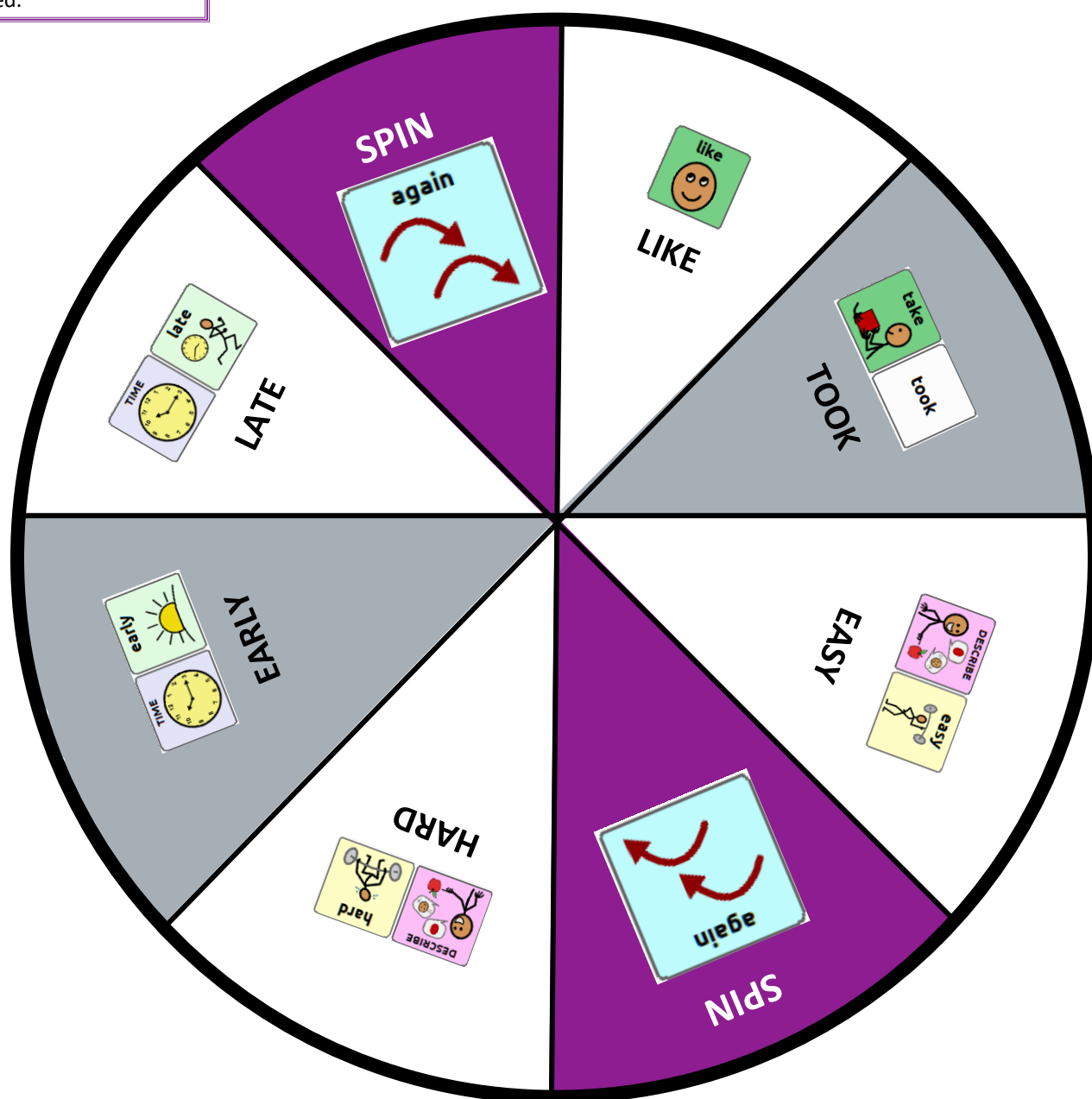
**Make the Core Spinner:**

- Use a fastener, or brad, and a paperclip. The paper clip acts as the selector.
- Put a fidget spinner in the middle of the spinner. Put a sticker (or mark) one arm to be the selector.
- Poke a pencil in the middle and spin on the point. The section that it stops spinning on is selected.

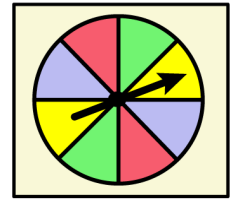
**Ideas to Use the Core Spinner:**

- Print on card stock (or laminate) for a sturdier spinner.
- Use with games that contain a spinner or dice. Spin both spinners; or roll the dice and spin the Core Spinner.
- Take turns spinning. Find the selected word. Or create a phrase or sentence with the selected word.
- Print 2 spinners to practice making sentences with the selected words.

# Core Spinner September 2021



Use this spinner with **WordPower 42 Basic**.



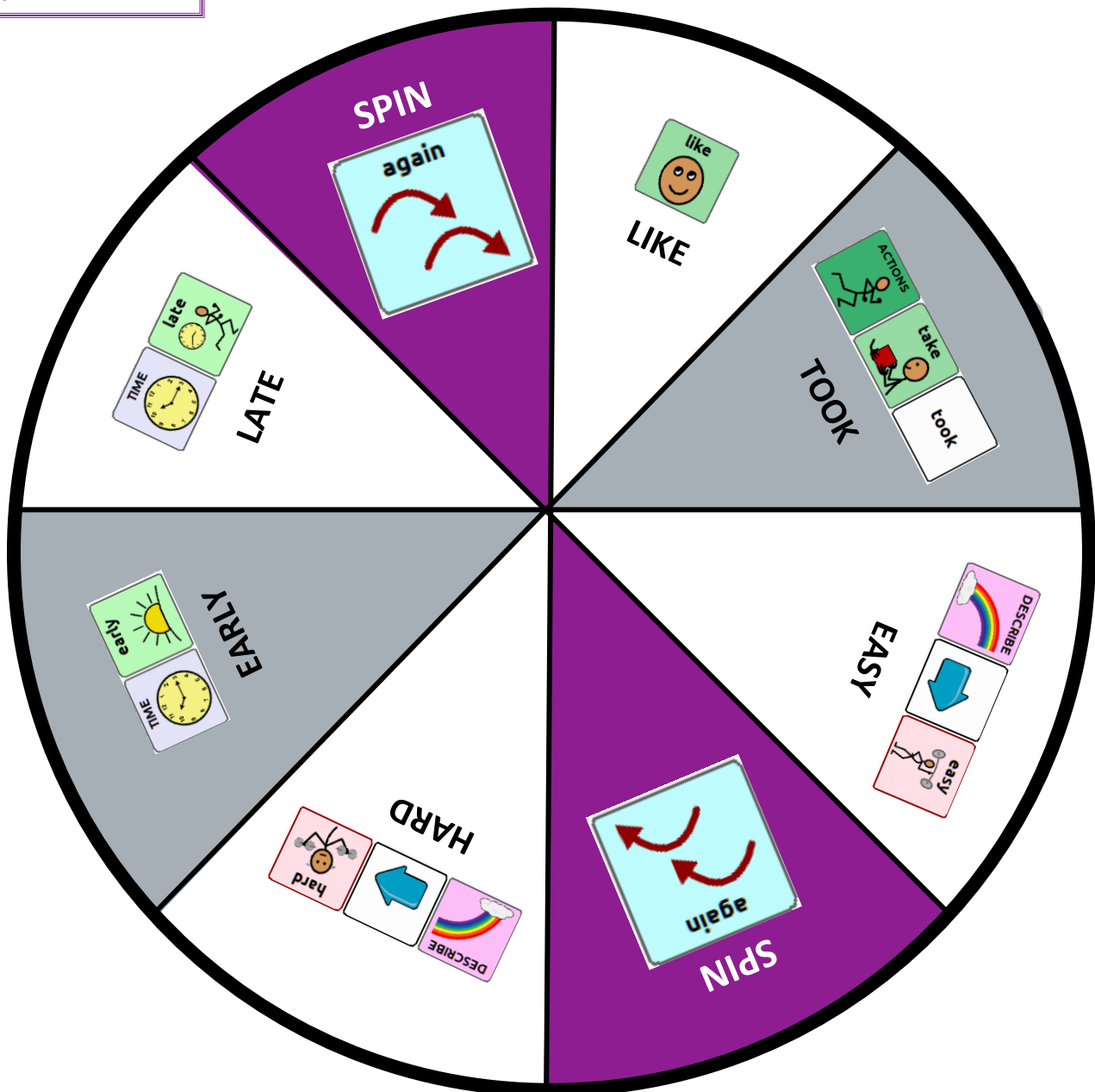
**Make the Core Spinner:**

- Use a fastener, or brad, and a paperclip. The paper clip acts as the selector.
- Put a fidget spinner in the middle of the spinner. Put a sticker (or mark) one arm to be the selector.
- Poke a pencil in the middle and spin on the point. The section that it stops spinning on is selected.

**Ideas to Use the Core Spinner:**

- Print on card stock (or laminate) for a sturdier spinner.
- Use with games that contain a spinner or dice. Spin both spinners; or roll the dice and spin the Core Spinner.
- Take turns spinning. Find the selected word. Or create a phrase or sentence with the selected word.
- Print 2 spinners to practice making sentences with the selected words.

**Core Spinner  
September 2021**



BINGO offers a fun way to explore and practice describing words and target use of opposites using WordPower™. Many opposites and describing words appear in WordPower in the Describe category.



Shown: WordPower60 Basic SS

	big	little	too	very	really	so	okay	bad	good
DESCRIBE A-Z	cold	hot	clean	dirty	happy	sad	fine	yummy	more
cool	easy	hard	fast	slow	hungry	thirsty	tired	sick	LOCK PAGE
cute	full	empty	loud	quiet	busy	excited	great	nice	proud
fun	new	old	right	wrong	angry	bored	frustr'd	mean	➔
funny	same	diff'nt	wet	dry	messy	scared	stinky	uncomf	yucky

## Instructions for setup:

1. Print different BINGO boards for each player. Laminate so you can reuse.
2. Print call out sheets and call out marker cards. Laminate for reuse. One will be cut up and used as call out cards.
3. Device: Use the Chat Editor™, NovaChat®, TouchChat® Express, or TouchChat® app with WordPower to express opposites selected as callouts.



## Play the game:




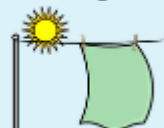

1. Provide each player with a different BINGO board, and some type of space markers. (BINGO chips, candy, paper squares, etc.)
2. Place the cut up call out cards in a hat, bowl or other container.
3. The caller will pull out one call out card, ask "Who has \_" and press the corresponding describing word (i.e. big, little, early, etc.) on the device. Repeat the word if necessary.
4. The player will check their board for the matching descriptor. If the player has a match, he/she will say "I have \_\_\_\_\_."
5. If the player finds the correct describing word, he/she will mark their BINGO board. Three marked squares in a row will be a winner!

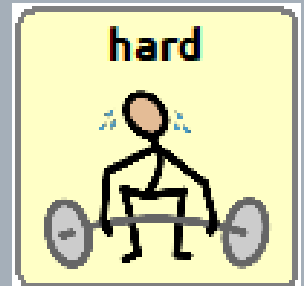
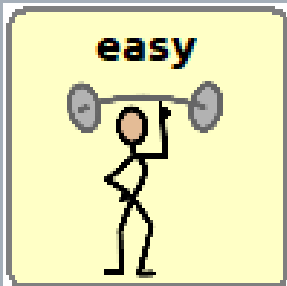



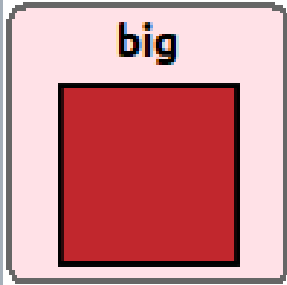


# Opposites BINGO

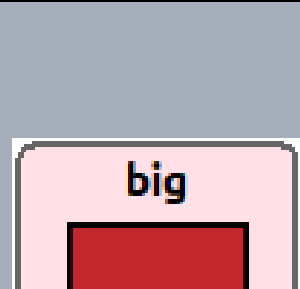



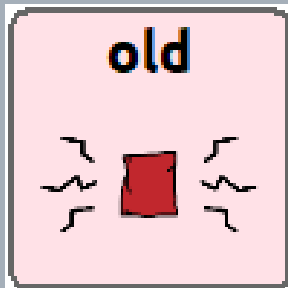

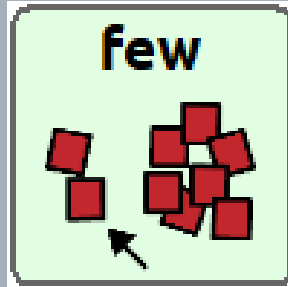

## Cut Apart for Call Out

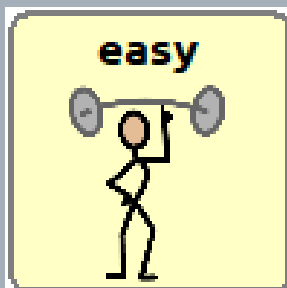
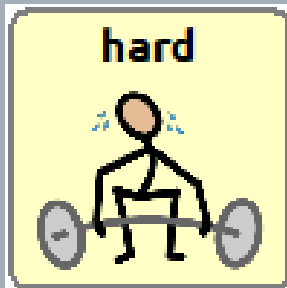



<p><b>big</b></p> 	<p><b>little</b></p> 	<p><b>early</b></p> 	<p><b>late</b></p> 
<p><b>hot</b></p> 	<p><b>cold</b></p> 	<p><b>easy</b></p> 	<p><b>hard</b></p> 
<p><b>new</b></p> 	<p><b>old</b></p> 	<p><b>fast</b></p> 	<p><b>slow</b></p> 
<p><b>wet</b></p> 	<p><b>dry</b></p> 	<p><b>few</b></p> 	<p><b>many</b></p> 






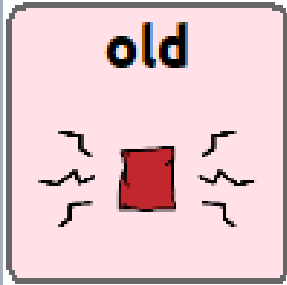
<p><b>big</b></p> 	<p><b>little</b></p> 	<p><b>early</b></p> 	<p><b>late</b></p> 
<p><b>hot</b></p> 	<p><b>cold</b></p> 	<p><b>easy</b></p> 	<p><b>hard</b></p> 
<p><b>new</b></p> 	<p><b>old</b></p> 	<p><b>fast</b></p> 	<p><b>slow</b></p> 
<p><b>wet</b></p> 	<p><b>dry</b></p> 	<p><b>few</b></p> 	<p><b>many</b></p> 



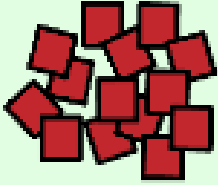




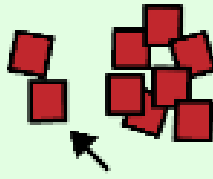





many



few




late




little



hard




easy



slow



early



big

