

# Sing With Your Voice

We want to hear you sing at the top of your lungs! Have a karaoke night singing core-aoke with your AAC device and your favorite songs.

Below are several suggestions for how you can sing along:

1. One person acts as DJ and stops the song before a targeted core word. This pause allows time for the AAC user to sing along.
2. Some users may not need a pause; they can sing their words with the AAC device in time with the music.
3. Let the music play and allow the AAC learner to sing their words as a remix to the song.

Music

Use the TAAP strategy and the suggested words below to talk about your art. Remember, keep your speech natural and let the art and conversation lead you.

**T**

Talk about it

I love it



**I love it!**

Wow! **I love it!**  
Great song, **I love it!**

**A**

Ask a Question

what



do

**What do** you want to sing?

**What do** you...?  
**Do** you think..?

**A**

Acknowledge via Response

that



great



**That's a great** song!

**That** sounds **great!**  
Wow! **That's great!**

**P**

Propel the conversation or Predict

listen



Let's **listen** to more!


I want to **listen** to more!

**Listen** again.

## Let's Learn About: Sound

What is sound? We hear sounds all around us all day. A sound is made when the air moves, or vibrates.

There are many ways to move the air. With your mouth when talking and signing, with your hands like when you clap, or with musical instruments!



As you sing and play with instruments this month, you should also play with sound. Make loud sounds! Make quiet sounds! Make fast and slow sounds! You can even change the sounds! Make a high sound and a low sound!

Have fun making your music and playing with sound this month!

# Let's Make Tambourines

You will need:

- paper plates (2 plates)
- glue
- hole puncher
- ribbon or pipe cleaners
- bells (\*\*if you don't have bells you can use beans or beads)
- paint, markers, ribbon, etc. to decorate

Instructions:

1. Decorate your tambourines by painting or coloring the bottoms of the plates (the side you do not eat on)
2. Once finished and the decorations are dry, glue your plates together. \*\*If you are not using bells, be sure to put your beans or beads inside before gluing them together.
3. Punch holes on the outside rim. Attach bells using ribbon or pipe cleaners.



## Let's Write About It!

Now that you have created several wonderful works of art, let's reflect. Art makes us feel things, so let's write about it! Answer the questions below using the predictable chart to write about your art.

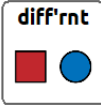
How do you feel about your art?

I feel \_\_\_\_\_



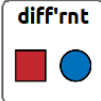
How does your art make you feel?

My art makes me feel \_\_\_\_\_



How do you want people to feel when they look at your art?

I want others to feel \_\_\_\_\_



Do you want to make more art like this?

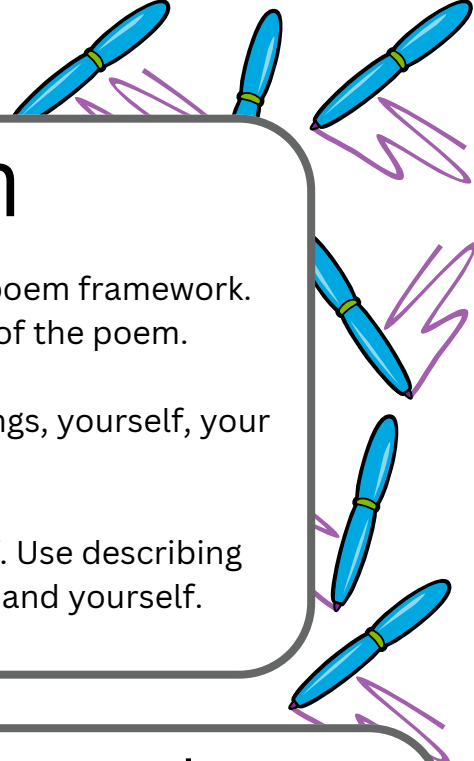


### More Writing!

If your AAC learner is ready to write more, click the link to access a Google Doc with a monthly writing prompt for your journal.

You can even link your Google Doc to your WordPower® vocabulary using the Writing with Apps feature. Ask your [regional consultant](#) for help if you don't know about Writing to Apps.

[Get the Google Doc here!](#)



# Where I'm From

Writing

Write a poem about yourself or your family with this simple poem framework. Simply complete the sentence "I am from..." for each line of the poem.

You can write about your mom, dad, aunt, grandpa, pets, siblings, yourself, your bedroom, or whatever you like.

Use the template to create a unique poem all about yourself. Use describing words to create a unique poem that describes your family and yourself.

Use the TAAP strategy and the suggested words below to talk about your art. Remember, keep your speech natural and let the art and conversation lead you.

**T**

Talk about it

cool



**Cool!**

That's **cool!**  
That's so **cool!**  
Pretty **cool!**

**A**

Ask a Question

who



will

**Who will** he find next?

**Who will** he talk to?  
**Who** is...?

**A**

Acknowledge via Response

I don't know



**I don't know!**

Maybe. **I don't know.**  
**I don't know**, let's see!

**P**

Propel the conversation or Predict

I

wonder



**I wonder** what he'll do.


**I wonder** if...  
**I wonder**...

## Let's Learn About: Rhyme

Colors can make us feel different things without knowing it.

Words that rhyme sound the same at the end. Words like "cat" and "hat" rhyme.

same



end



When writing, you can use words that rhyme to make your poem interesting. You can write poems that rhyme or sentences that have rhyming words. Poems and sentences don't always have to rhyme. But it can be fun to make a rhyming poem!

Try using rhyming words when writing your poems this month.

# Haiku Remix

A haiku is a type of poem. In a traditional haiku, there are very few words and syllables. A haiku contains only 3 lines. The first and third line of the poem have 5 syllables, the second line has 7 syllables. This pattern makes haikus sound fun and interesting. But, they can be difficult to write because you have to pick the right words.

Instead, we suggest writing a modified haiku poem. Write a poem that has 5 words in the first and third. The second line should have 7 words. Use the template to write your remixed haiku this month.



## Let's Write About It!

Now that you have created several wonderful works of art, let's reflect. Art makes us feel things, so let's write about it! Answer the questions below using the predictable chart to write about your art.

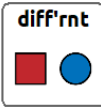
How do you feel about your art?

I feel \_\_\_\_\_



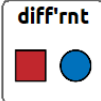
How does your art make you feel?

My art makes me feel \_\_\_\_\_



How do you want people to feel when they look at your art?

I want others to feel \_\_\_\_\_



Do you want to make more art like this?



### More Writing!

If your AAC learner is ready to write more, click the link to access a Google Doc with a monthly writing prompt for your journal.

You can even link your Google Doc to your WordPower® vocabulary using the Writing with Apps feature. Ask your [regional consultant](#) for help if you don't know about Writing to Apps.

[Get the Google Doc here!](#)



Drama

# The Play's the Thing

There are so many fun ways to act! We encourage you to play dress-up this month and act out a scene. You can make up the scene or re-enact a scene from a favorite TV show or movie. Get into character and have fun!

Or, if you're feeling really dramatic, get inspired by a few scenes we've created for a play. Finish the scene with your AAC learner and friends. Be creative and have fun! You will find the scenes here in the Art Journal.

We have also provided a few fun dramatic activities if you don't want to create a whole scene for a play.

Use the TAAP strategy and the suggested words below to talk about your art. Remember, keep your speech natural and let the art and conversation lead you.

**T**  
Talk about it

awesome fun look

**Look!** That's **awesome!**  
**Awesome!**  
That **looks fun!**

**A**  
Ask a Question

where

**Where** else?  
**Where** will we go next?  
**Where** are they going?

**A**  
Acknowledge via Response

we

**We** will see!  
Yes! I hope **we** see...  
Maybe, **we**'ll see...


**P**  
Propel the conversation or Predict

will

**Will** we get to see that?  
I **will** read more.  
We **will** find out!

## Let's Learn About: Emotions

There are many emotions, or feelings, that you can have. When acting, it is important to learn about all the different kinds of feelings. Talk about many different kinds of feelings: happy, sad, frustrated, mad, surprised.



Then spend some time practicing each feeling. What does a surprised face look like? How does your body move when your mad? Then pretend, or act, like those feelings.

It is fun to act and use emotions to create stories! Have fun acting this month by creating a play or just acting in a short game.

# Puppet Plays

Puppets are a great way to act and play with drama!

Collect all your puppets. Select your puppets and give them a name. Then decide where you want your puppets to be. Finally, act it out! Get into your puppet's character and have all the fun. If you don't have many, or any, puppets you can quickly make some by printing out images (or drawing/coloring your own), cutting them out, and gluing them to popsicle sticks.

Use the same scene starters and ideas we gave you before, but this time use puppets.



## Let's Write About It!

Now that you have created several wonderful works of art, let's reflect. Art makes us feel things, so let's write about it! Answer the questions below using the predictable chart to write about your art.

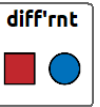
How do you feel about your art?

I feel \_\_\_\_\_



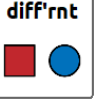
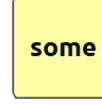
How does your art make you feel?

My art makes me feel \_\_\_\_\_



How do you want people to feel when they look at your art?

I want others to feel \_\_\_\_\_



Do you want to make more art like this?



### More Writing!

If your AAC learner is ready to write more, click the link to access a Google Doc with a monthly writing prompt for your journal.

You can even link your Google Doc to your WordPower® vocabulary using the Writing with Apps feature. Ask your [regional consultant](#) for help if you don't know about Writing to Apps.

[Get the  
Google Doc  
here!](#)



# Core-aoke! Playlist

Have a fun sing-along with the suggested songs on this list. Each of the songs on this list features one or more core words to sing along.

Remember to have fun singing and expressing yourself!

## **Let It Go - from Disney's® Frozen**

Core Words to Target: **let, it, go, I, don't**

## **You've Got a Friend in Me - from Disney's® Toy Story**

Core Words to Target: **you, got, friend, me**

## **We Don't Talk About Bruno - from Disney's® Encanto**

Core Words to Target: **we, don't, talk, no**

## **Can't Stop the Feeling - Justin Timberlake**

Core Words to Target: **can't, stop, feel, got, dance**

## **Firework - Katy Perry**

Core Words to Target: **you, let, it, come, show**

## **Perfect - Ed Sheeran**

Core Words to Target: **we, love, not, perfect, tonight**

## **Girls Just Want to Have Fun - Cyndi Lauper**

Core Words to Target: **want, have, fun, girls**

## **I Ain't Worried - One Republic**

Core Words to Target: **I, not, worried, about, now**

## **My Universe - Coldplay X BTS**

Core Words to Target: **my, first, you, are, put**

## **ME! - Taylor Swift**

Core Words to Target: **me, like, you, love, only**



# I Am From...

Use the template below to write a poem describing yourself or your life.

An "I am from" poem can talk about anything you want it to! Talk about your parents, your siblings, your friends, your town, or your home. The choice is up to you. Use describing words to make your poem interesting and unique to you.

**I am from** \_\_\_\_\_

**I am from** \_\_\_\_\_

**I am from** \_\_\_\_\_

**I am from** \_\_\_\_\_

**I am from** \_\_\_\_\_





# Haiku Remix

Use the template below to write a haiku remix.

This type of poem will have only 17 words! Write 5 words for the first and third lines. The second line of your poem should have 7 words. Get creative on the topic and title of your poem. Write about whatever you want. That's what makes writing fun!

---

title

---

---

---

---

---

---

---

---

---

---



# The Play's the Thing

Below are a few ideas and inspirations for playing with drama and theater.

Use these fun drama-themed activities to learn new skills and become a better actor. Or you can use these activities to have some fun and laugh.

Whatever you decide to do, remember to have fun!

## Scenes to Act Out

### Take a Character Walk

Pick one person to be a director. The director tells everyone to pick a character. Characters can include people or jobs, movie or book characters, or whatever you want. The director should also tell the actors where they are and what to do. All actors should become that character and follow the director's directions. Have fun getting into character!

### Animals Acting Out

All the actors pick one animal they want to be. This works well if everyone picks a different animal to act out.

Then a director gives a scene, for example, "You are all at the library reading books". All actors should do what they think their animal character would do and say. Have fun!

## Fun Drama Games

### Yes! Let's...

In this game, everyone gets a turn to be the leader. When it is your turn to be the leader, you say, "Let's..." and give a direction. For example, you could say, "Let's eat ice cream." Every playing replies by saying, "Yes, let's!"

Take turns being the leader and giving directions.

### What'd You Say?

In this game, you must repeat a phrase or sentence. But, you can't say it exactly the same as the person before you! You must change a word or change the emotion or change the volume, etc. to make it a little bit different. Have fun exploring and repeating in this fun game!