

Score It!

This month you played bowling in the PRC-Salttillo Calendar. Did you like it? Did you think it was hard? Was it boring? Or something else?

Use this scorecard and your PRC-Salttillo Calendar to rank which sports were your favorites.



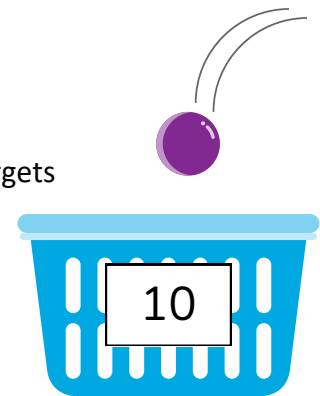
Write your score here.
Enter your score on the
Final Tally Card.

Target Toss

Use materials you have on hand to create this game of skill and fun! This target toss is a great way to improve gross motor skills, language skills, and social skills.

You will need:

- balls, bean bags, or other item to toss
- baskets, buckets, hula hoops, laundry baskets, or other container for targets
- paper
- markers
- tape



Setup and Play:

1. Using paper and markers, create a points system. We suggest making targets worth 1, 5, 10, and 20 points, for example.
2. Tape a points marker to each of the containers you will use as a target.
3. Place your targets at the desired distance. Make the game easy by placing all the targets close by and together in a group. You can make the game more difficult by placing targets farther away and as stand-alone targets.
4. Have fun taking turns tossing the ball (or other item) at the targets. You can decide if you want to throw one at a time or more before switching. Have fun and score lots of points!

Don't forget to TAAP your way through the game! Find suggested words and messages to model while playing on the next page.

TAAP Your Way Through Sports

Use the TAAP strategy and the suggested words below to talk about your sport. Remember, keep your speech natural and let the art and conversation lead you.

T

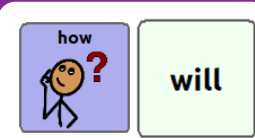
Talk about it



Uh-oh, I missed!
Uh-oh!
Great! I got a strike!

A

Ask a Question



How will I get that pin?
Will I get it this time?
How will...

A

Acknowledge via Response



Maybe, maybe not.
Maybe.
Maybe I will!

P

Propel the conversation or Predict




Let's **see** if I can.
 Let's **see!**
 Ok, we'll **see!**

Game in Review

Take a minute to write about sports. Answer the prompts below to review your thoughts about this month's sport.

I think bowling was

Hint: use describing or emotion words.



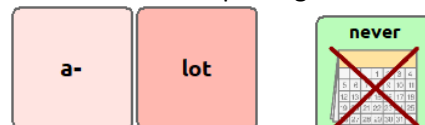
I liked

Hint: what was your favorite part?



I would bowl again

Hint: use time words to talk about how often you do this sport again.



Adapt It!

Need to adapt bowling? Below are some tips for how to adapt the sport for different needs:

- Play a smaller tabletop version of bowling using a smaller, lighter ball and cardboard tubes (like paper towel holders).
- Create bumpers using board or boxes, etc. to make sure pins are knocked down every time.