



What Your Consultant Can Do for You



You and your support team can trust in your consultant for unparalleled knowledge and service. They're just a phone call or email away, connecting you to the most appropriate communication solutions and resources for your unique needs.

- + On-site device consultations
- + Lifetime device support
- + Assistance with the funding process
- + Obtaining a trial device
- + Implementation support for parents and professionals
- + Device setup and training

Your PRC-Salttillo Consultants are Here to Help!



Your Calendar Development Team:



Cortney Maholtz
M.A., CCC-SLP
Training & Implementation Specialist



Brittany Toney
M.A., CCC-SLP
Training & Implementation Specialist



Kirk Behnke
M.Ed., ATP
Training & Implementation Manager



Heather Prenovost
M.S., CCC-SLP
Training & Implementation Specialist



Beth Waite-Lafever
M.A., CCC-SLP, ATP
Training & Implementation Specialist



Deb Gress
Marketing Manager



Sarah Scherdt
Products & Services Marketing Specialist



Lisa Wilding
Graphic Designer

Supporting Communication. Creating Connections.

prc-salttillo.com

What Will You Achieve with the 2024 Calendar?

GET READY TO HAVE A FUN AND ACTIVE YEAR!

This calendar is full of sports, books, and recreation-themed activities to keep you and your AAC team energized about games and learning!

You'll explore many different sports. You'll try individual sports where you practice to improve your own skills; competitive sports where you aim to win; and team sports where you play with others.

As you play each sport, talk about your experience with your AAC learner. Talk about the game. Who won? Did you have fun? Do you want to play again? Connecting through recreation, you'll learn to communicate better with others and give your teammates support and encouragement. Go Team!

Download the PRC-Salttilo Playbook filled with more fun sports, games, and activities for you to try each month. Then, write about your experience in the Game in Review section. Finally, make sure you fill out the scorecard located at the back of the calendar. At the end of the year, rank which sports you liked best!

The benefits of sports have been proven by science. Sports are good for our mental health, our physical health, and our social well-being.¹

This year you'll explore 12 different sports. Try them all, find out what you like, improve your skills, but most importantly, have lots of fun!

Note: All of the sports and activities included in this calendar can be easily adapted to accommodate differing physical abilities. Let the games begin!

¹https://health.gov/sites/default/files/2020-09/YSS_Report_OnePager_2020-08-31_web.pdf



The symbols used in this work are owned by n2y, LLC. Used with permission under license. © 2023.

© 2023-2024 PRC-Salttilo. Non-commercial reprint rights for clinical or personal use granted with inclusion of copyright notice. Commercial use prohibited; may not be used for resale. WordPower® is a trademark of Inman Innovations, Inc.; © 2001-2023.



Thank you to Easterseals Redwood for welcoming us to their facility! Easterseals Redwood's mission is to advance 100% equity, access and workforce inclusion for people with disabilities, people facing disadvantages, and veterans. Easterseals Redwood was formed on 8/1/2022 when Easterseals Serving Greater Cincinnati and Redwood merged to become one. Our services impact the lives of people throughout their lifespan - and the lives of their families, their communities and society at large.

TAAP Your Way through Sports!

Each month you'll find suggested core words to use while following the TAAP strategy!

You can **TAAP** your way through any activity or situation with your AAC learner. Using the TAAP strategy allows you to follow the lead of the AAC learner, make connections, and encourage communication. Plus, it allows you to communicate for more than just requesting and getting wants and needs met.

WHAT DOES TAAP STAND FOR?

T **Talk about it.** Talk about what you see on the page or what you just read or played. Comment, state an opinion, share and show objects, or whatever else comes to your mind.

A **Ask a question.** Ask your AAC learner an open-ended question to encourage their participation.

A **Acknowledge via response.** Acknowledge and respond to your AAC learner. Let them know they have been heard and are part of the conversation. You may need to put what they say into context.

P **Propel the conversation and/or Predict.** Keep the conversation going by making another natural comment, maintaining the topic, or make a prediction about what will happen next. Predicting is a great way to model your thoughts and ideas!



Look for this symbol each month for ideas and suggestions on words to model while you read and play!

Previously, PRC-Salttillo's annual calendar has featured the TAAP method to explore science and art. This year, use the same TAAP strategy to learn, read, play, and talk about sports. As you read each book and play each game, implement the TAAP strategy. You'll find ideas for words to model while engaging in enjoyable activities. Use other words that make sense to you and your AAC learner in the moment. Keep the interaction natural and keep modeling!

Suggested words and phrases to use when TAAPing:

TALK ABOUT IT	ASK QUESTIONS	ACKNOWLEDGE VIA RESPONSE	PROPEL THE CONVERSATION AND/OR PREDICT
Amazing Awesome Better Cool Fun Good Great Let's Like Listen Look See Terrific Really So Very Wow	What do you think? What's next? What else? Where do I? Where? How do I? How many? How much? How does it feel? Should we do more? Why did that? Why? Will?	Awesome Keep going I think so too Let's see So cool Maybe No way I think That's cool That's very Could be Great Yes No	Let's see Let's find out I think Keep going Do it again Let's go again Try again I bet I wish Like this

Nancy Inman designed WordPower with a variety of users in mind. A wide range of configurations are available. WordPower has as few as 20 buttons per page to as many as 140 buttons per page! Regardless of which version you pick, you'll find the same features and structure. WordPower takes advantage of the fact that almost 50% of what we say on a daily basis consists of only 100 words!

WordPower vocabularies are made up of single words, phrases, and the alphabet. Access to all these forms allows you to communicate anything you want to say. All WordPower files contain next logical words when appropriate creating easy predictive and generative communication.

PRC-Salttilo Literacy Planner

Did you know there's another resource with books, crafts, and activities, to help you get started with AAC?

Check out the PRC-Salttilo Literacy Planner for more ways to introduce literacy and language to your AAC learner.



AAC Language Lab®

Need more ideas and resources for implementing AAC? The AAC Language Lab offers single activities, lesson plans, and other supports, like Active with AAC and lite-tech boards.



Other Supports

Find additional resources on Chat Corner – the original implementation hub for NovaChat® and WordPower. You can also download ChatEditor™ to emulate your vocabulary on a computer.



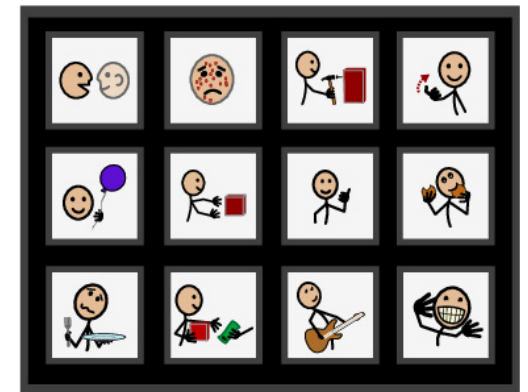


LITE-TECH FOR ALL!

Sports and recreation are fun for everyone!

However, running, jumping, and swinging may not be the best or safest situation for your AAC system. What can you do to provide access to words when playing sports?

Use a lite-tech system to keep everyone talking and playing in a safe way. Printing pages and vocabulary from your language system gives your learners the opportunity to communicate at all times.



A lite-tech system can be used at other times, too! If the AAC system breaks, the battery dies, or someone needs to model language, you can use a lite-tech system! There are many lite-tech boards and books available on our websites to support WordPower vocabularies.

Check out all the available boards on our website!





Can I Play Too? | Mo Willems

Gerald and Piggie are different, but they are still best friends. One day Gerald and Piggie learn a valuable lesson. While they are playing a game of catch, they meet a new friend, Snake. Despite their differences, Gerald, Piggie, and Snake figure out how to play together. Read along and learn from this fun story about sports, friendship, and inclusivity.



TAAP your way through reading with these suggested words and messages

T
Talk About It

uh oh... great!

A
Ask Questions

how will

A
Acknowledge via Response

maybe

P
Propel the Conversation and/or Predict

see

JANUARY 2024

On a Roll

SUNDAY MONDAY TUESDAY WEDNESDAY THURSDAY FRIDAY SATURDAY

	1 New Year's Day	2	3	4	5	6
--	----------------------------	----------	----------	----------	----------	----------

7	8	9	10	11	12	13
----------	----------	----------	-----------	-----------	-----------	-----------

14	15 Martin Luther King, Jr. Day	16	17	18	19	20
-----------	--	-----------	-----------	-----------	-----------	-----------

21	22	23	24	25	26	27
-----------	-----------	-----------	-----------	-----------	-----------	-----------

28	29	30	31
-----------	-----------	-----------	-----------

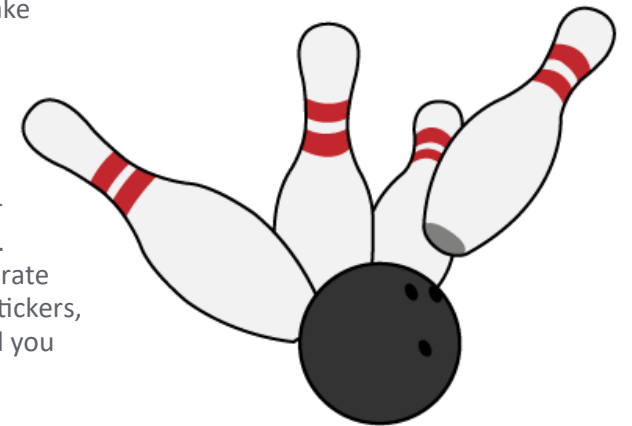
Download the PRC-Salttillo Playbook for more fun sports, games, and activities for you to try each month.



Bowling is a fun sport that can be easily adapted anywhere! Keep the ball rolling this month with your own game of bowling.

What You'll Need

Buy a set of bowling pins from a toy store or make your own for this month's sport. To make your own bowling pins, you will need cardboard tubes (like toilet paper rolls) or plastic bottles. Feeling creative? Decorate your pins with paint, stickers, etc. Then grab any ball you have around to use as your bowling ball.



TAAP While You Play

As you play, use the same words from the TAAP strategy above to TAAP your way through bowling. Here are some things you could say after each roll.

- T** Uh-oh, I missed!, Uh-oh!, Great! I got a strike!
- A** How will I get that pin?, Will I get it this time?
- A** Maybe, maybe not., Maybe, I will!
- P** Let's see if I can., Let's see!, Ok, we'll see!




ASSEMBLE YOUR TEAM: EVERYONE PLAYS A ROLE!

Assembling a strong AAC team is crucial to helping people who use AAC develop successful communication.


Your team could include the family of the person using AAC, a speech-language pathologist, an occupational therapist, a physical therapist, a special education teacher, and any other relevant professionals. Each team member brings unique skills and perspectives to the table, creating a comprehensive approach to AAC implementation and support.

Try it out!

Communicate and collaborate regularly to ensure that all team members are on the same page and that your AAC learner is receiving consistent support across all settings (e.g. home, school, therapy, recreation).



The PRC-Salttilo Team Planning Pack has several great resources, including a contact list, a handy tool for assigning team members roles and responsibilities related to the device, a goal plan, and a team communication journal. Help your team win with these great resources!



Jump In! | Shadra Strickland

Jump in the fun with this great book! Everyone gets a turn to jump rope in this rhythmic story. Energetic and bright pictures show all the members of the community jumping in to take a turn. Will you take the leap and jump in with us?



TAAP your way through reading with these suggested words and messages

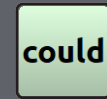
T
Talk About It



A
Ask Questions



A
Acknowledge via Response



P
Propel the Conversation and/or Predict



FEBRUARY 2024

Cross-Carpet Skiing

SUNDAY MONDAY TUESDAY WEDNESDAY THURSDAY FRIDAY SATURDAY

1

2

Groundhog Day

3

4

5

6

7

8

9

10

11

12

13

14

Valentine's Day
Ash Wednesday

15

16

17

18

19

Presidents Day

20

21

22

23

24

25

26

27

28

29

Leap Year Day


Download the PRC-Salttillo Playbook for more fun sports, games, and activities for you to try each month.



Have you ever been skiing indoors? No?! This is the perfect opportunity to stay in and ski around your house. Ski across your living room or create different trails throughout your house.

What You'll Need

- + If you have carpeting, create your skis from paper plates or Styrofoam™ trays
- + If you have hard floors, use dish towels or washcloths



How to Play

- + Place your feet on your homemade skis.
- + Then slide your feet forward one at a time like you are cross-country skiing.
- + Tip: do not pick up your feet!
- + Change it up by seeing how fast you can go across the room.
- + Create a trail and go around objects and obstacles in your house.
- + If you need to modify the task a bit, try using a belt or rope to tow your skier along the trail.



TAAP While You Play

As you play, use the same words from the TAAP strategy above to TAAP your way through skiing. Here are some things you could say after each run.

- T** Wow! Wow, that's fun!, Wow, that is hard!
- A** Who is next?, Who is going to jump in?
- A** Maybe, maybe not., Maybe, I will!
- P** Let's see if I can., Let's see!, Ok, we'll see!




ANYONE CAN MODEL AAC

Encourage all members of your AAC team to model on an AAC system. This includes siblings, friends, family members, and teachers.

Sometimes you learn best when you are shown what to do, and how to say something new. Using an “I do, you do” modeling approach can be helpful.

Try it out!

In this strategy, the communication partner first models the use of the AAC system and then allows the AAC learner to practice using it themselves. Model basic and more advanced communication to help build language. The more you and your team practice modeling for your AAC learner, the better everyone becomes at using AAC. Everyone wins with this proven, effective approach!



Example interaction:


Adult: “What do you think about golf?”

Peer: “I like it!”

Learner: “I like it!”



The PRC-Salttilo Team Planning Pack has several great resources, including a contact list, a handy tool for assigning team members roles and responsibilities related to the device, a goal plan, and a team communication journal. Help your team win with these great resources!



She Persisted in Sports | Chelsea Clinton

Illustrated by Alexandra Boiger

Let's learn about women athletes throughout history. For many years, women were told they couldn't play sports or would never succeed. Discover how the women persisted and accomplished great feats, some even going to the Olympics! Ready to hear how they did it?



TAAP your way through reading with these suggested words and messages

T
Talk About It

cool! amazing

A
Ask Questions

will

A
Acknowledge via Response

she did

P
Propel the Conversation and/or Predict

keep

MARCH 2024

The Race Is On!

SUNDAY MONDAY TUESDAY WEDNESDAY THURSDAY FRIDAY SATURDAY

Download the PRC-Salttillo Playbook for more fun sports, games, and activities for you to try each month.



1 _____

2 _____

3 _____ _____ _____	4 _____ _____ _____	5 _____ _____ _____	6 _____ _____ _____	7 _____ _____ _____	8 _____ _____ _____	9 _____ _____ _____
10 _____ _____ _____	11 _____ _____ _____	12 _____ _____ _____	13 _____ _____ _____	14 _____ _____ _____	15 _____ _____ _____	16 _____ _____ _____
17 _____ _____ _____	18 _____ _____ _____	19 _____ _____ _____	20 _____ _____ _____	21 _____ _____ _____	22 _____ _____ _____	23 _____ _____ _____
24 _____ _____ _____	25 _____ _____ _____	26 _____ _____ _____	27 _____ _____ _____	28 _____ _____ _____	29 _____ _____ _____	30 _____ _____ _____
31 _____ _____ _____					Good Friday	

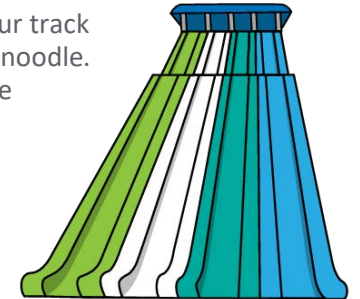
Who will win the race in this exciting activity? Racing marbles with pool noodles can be fun and thrilling for everyone!

What You'll Need

- + Pool noodles cut in half to make the racing tracks.
- + Everyone in the race gets half a pool noodle.

How to Play

1. Racers line up and create their track. You decide how fast or slow you want your track to be by adjusting the angle of your pool noodle. Make sure your marble doesn't fall off the track if you have it too steep or bent.
2. Racers hold their marble at the top of the track and wait for the go signal.
3. Upon the signal, racers release their marble.
4. Whoever gets to the bottom first wins!



TAAP While You Play

As you play, use the same words from the TAAP strategy above to TAAP your way through racing. Here are some things you could say after each run.

- T** Oh cool!, Amazing!, That was amazing!
- A** Who will win?, Will it go fast?, Will you do it?
- A** She did it!, I did it!
- P** Keep doing more!, I want to keep this one.



SAY IT AGAIN!



Expand on what your AAC learner says when trying to build their language skills and increase vocabulary.


Score big with this research-based strategy that exposes your AAC learner to more and varied words. They will hear longer utterances and see their language in action.

Try it out!

When your AAC learner says something on their AAC system, respond to attach meaning to what they said. You could also repeat what the AAC learner says and expand on it. In other words, rephrase what they say and add to it to build language.

For example, if your AAC learner says "Want ball" on their device, you could repeat what they say and expand their utterance by saying, "I love to play with the ball too! I want to play ball." Increase their language by modeling directly on the AAC system, or simply expand their language verbally.





Curious George at the Baseball Game
Margaret and H.A. Rey and Laura Driscoll
Illustrations by Anna Grossnickle Hines

George is going to a baseball game. He enjoys watching the game and experiencing all the sights, sounds, and tastes of the stadium. George's outing soon changes, and he becomes the star of the day! Read along to find out how George becomes the star of the baseball game!



TAAP your way through reading with these suggested words and messages

T
Talk About It

no way oh my

A
Ask Questions

what

A
Acknowledge via Response

silly that

P
Propel the Conversation and/or Predict

think

APRIL 2024

It's a Home Run!

SUNDAY	MONDAY	TUESDAY	WEDNESDAY	THURSDAY	FRIDAY	SATURDAY
	1	2	3	4	5	6
7	8	9	10	11	12	13
14	15	16	17	18	19	20
21	22	23	24	25	26	27
28	29	30				

Earth Day

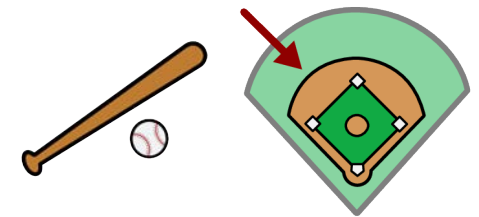
Download the PRC-Saltlito Playbook for more fun sports, games, and activities for you to try each month.



You can play baseball indoors any time of the year with this fun adaptation! Download the PRC-Saltlito Playbook to get your baseball diamond, baseball-action die, and scorecard. Two people (or more divided into two teams) can play this fun version of baseball.

How to Play

- + Once your teams are set, take turns rolling the die.
- + You may hit a single, double, triple, or home run! Or you may get a strike or an out!
- + Use any tokens or pieces you would like to represent your team.
- + Decide how many innings you will play and keep score using the scorecard.
- + Play ball!



TAAP While You Play

As you play, use the same words from the TAAP strategy above to TAAP your way through baseball. Here are some things you could say after each play.

- T** No way!, No way! Home run!, Oh my – You're out!
- A** What will I get?, What is the score?, What's next?
- A** That's great!, Oh that would be silly!
- P** I think I'm winning, I think you got it, I think...



POINT IT OUT

Verbal referencing is a strategy in which communication partners describe in words what an AAC learner is doing or trying to communicate, and model that language on their AAC system.

This helps the learner understand the connection between their actions and the language they can use to express themselves.

Try it out!

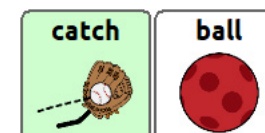
Tips for effective verbal referencing:


- + use clear and simple language
- + include visual cues or gestures
- + provide opportunities for practice and repetition



“It looks like you are going to throw the ball to me.
THROW BALL. CATCH BALL.”

By modeling what you think your AAC learner is trying to communicate based on their actions, you are helping them build language while encouraging them to talk about what they are doing.





Curious George Plays Mini Golf | Margaret and H.A. Rey

George plays mini golf with his friend Steve in this entertaining story. Uh-oh! There's a big mix-up. George doesn't understand the rules of the game. Will you join us for the hilarity that ensues when George plays mini golf?



TAAP your way through reading with these suggested words and messages

T Talk About It	A Ask Questions	A Acknowledge via Response	P Propel the Conversation and/or Predict
<div style="border: 1px solid black; padding: 2px; display: inline-block; margin: 2px;">yes</div> <div style="border: 1px solid black; padding: 2px; display: inline-block; margin: 2px;">so</div>	<div style="border: 1px solid black; padding: 2px; display: inline-block; margin: 2px;">where</div>	<div style="border: 1px solid black; padding: 2px; display: inline-block; margin: 2px;">put</div> <div style="border: 1px solid black; padding: 2px; display: inline-block; margin: 2px;">try</div>	<div style="border: 1px solid black; padding: 2px; display: inline-block; margin: 2px;">you</div>

MAY 2024

Hole in One!

SUNDAY MONDAY TUESDAY WEDNESDAY THURSDAY FRIDAY SATURDAY

Download the PRC-Salttillo Playbook for more fun sports, games, and activities for you to try each month.



1	2	3	4		
5	6	7	8	9	10
11	12	13	14	15	16
17	18	19	20	21	22
23	24	25	26	27	28
29	30	31			

Mother's Day

Memorial Day

You don't have to go anywhere to play mini golf. You can create your own course at home. Buy simple golf clubs and balls at a toy store. Then build your own obstacles to create your course.

Set Up Your Course & Play

- + Use containers of assorted sizes for the holes, like coffee mugs, plastic food containers, bins, buckets, and more.
- + Create simple obstacles by placing toys, cones, or other objects in the path to your hole.
- + Other fun obstacles could include creating a swinging obstacle with string or you could make tunnels with books and objects to hit through.
- + You decide how many holes to play and how easy or difficult your mini golf course is.



TAAP While You Play

As you play, use the same words from the TAAP strategy above to TAAP your way through mini golf. Here are some things you could say after each putt.

- T** Yes!, That was so great!, So awesome!
- A** Where should I hit it?, Where to next?
- A** Try to put it there., Put it here., Try right there.
- P** You could..., I think you should..., You can do it!




BUILD A TEAM


Peer interaction helps individuals who use AAC develop their communication skills.

Everyone wants to be part of a team, and friends make life more enjoyable. Research has proven that children learn a lot of language by interacting with children their same age. This is true for AAC learners as well! Creating and encouraging these interactions between your AAC learner and their peers can be beneficial for everyone. Peers offer opportunities and motivation to practice and use language in everyday situations.

Try it out!

Communication partners can encourage peer interaction by organizing social activities, such as playdates or group outings. This allows individuals using AAC to build relationships, share experiences, and practice their communication skills in a supportive setting. You'll be winning with AAC and so much more!





Sometimes You Win – Sometimes you Learn | John C. Maxwell

Illustration by Steve Bjorkman

Wendy and Wade love to play Woggleball! After losing a game, their grandpa helps these young athletes learn an important lesson. Playing games isn't always about winning. Sports can teach us so much. What will you learn from Wendy and Wade and sports?



TAAP your way through reading with these suggested words and messages

T
Talk About It

good Yikes!

A
Ask Questions

who what

A
Acknowledge via Response

learn

P
Propel the Conversation and/or Predict

need

JUNE 2024

Spoon Lacrosse

SUNDAY MONDAY TUESDAY WEDNESDAY THURSDAY FRIDAY SATURDAY

Download the PRC-Salttillo Playbook for more fun sports, games, and activities for you to try each month.



1

2	3	4	5	6	7	8
9	10	11	12	13	14	15
16	17	18	19	20	21	22
Father's Day						
23	24	25	26	27	28	29
30						

This twist on the game lacrosse will have you laughing and getting competitive in no time flat!

What You'll Need

Set up two goals at each long end of a table. Make the goals just by using tape to create a square. Or you can get fancier by building a small goal frame with cardboard and other materials you happen to have. You will also need 2 spoons and a ball (a pom-pom or other small ball).

How to Play

- + Take turns trying to score a goal by tossing a pom-pom (or other small ball) into the goal using your spoon. It may be difficult.
- + Watch out! Your opponent can try to block your goal.
- + Play until the first player scores 10 points or whatever rule you decide.
- + Remember to have fun!



TAAP While You Play

As you play, use the same words from the TAAP strategy above to TAAP your way through lacrosse. Here are some things you could say after each play.

- T** Good job!, Yikes you missed!, Yikes!
- A** Who goes next?, What was that?, Who?
- A** We can learn to do it, I want to learn to be better at this.
- P** I need to..., Do you need this?



SET THE BAR HIGH!

Set goals high for implementing an AAC device!

Make sure you work with your team to determine manageable and achievable goals to keep everyone motivated and successful including your AAC learner.

Try it out!

There are many different skill areas to consider and address with your goals. Focus on building language, vocabulary, grammar, social skills, independence with an AAC system, or many other things.

Several frameworks are available to help you think about the different focus areas, such as LOSS framework developed by Dr. Janice Light.


Remember: Collaborate as a team to set your goals high and achieve them!



The LOSS framework was highlighted in the 2021 Calendar, check it out here!



The PRC-Salttillo Team Planning Pack has several great resources, including a contact list, a handy tool for assigning team members roles and responsibilities related to the device, a goal plan, and a team communication journal. Help your team win with these great resources!



Pig the Winner | By Aaron Blabey

Pig the pug loves to win so much that he cheats and does not play fair. Yikes! If Pig doesn't win, he is a sore loser. He cries, he screams, he pouts. But one day, Pig learns a special lesson about playing and being a good winner. It's an important lesson for everyone. Join us for Pig's story!



TAAP your way through reading with these suggested words and messages

T
Talk About It

don't X do

A
Ask Questions

why

A
Acknowledge via Response

maybe can

P
Propel the Conversation and/or Predict

next

JULY 2024

Olympic Toss

SUNDAY	MONDAY	TUESDAY	WEDNESDAY	THURSDAY	FRIDAY	SATURDAY
	1	2	3	4 Independence Day	5	6
7	8	9	10	11	12	13
14	15	16	17	18	19	20
21	22	23	24	25	26 Paris 2024 Olympic Games Begin	27
28	29	30	31			

Download the PRC-Saltlito Playbook for more fun sports, games, and activities for you to try each month.




Prepare for the 2024 Summer Olympics with this sports-themed game. There are many ways you can create this traditional game.

What You'll Need

- + Posts – can be made from paper towel tubes or dowels
- + Rings (like pool rings) or paper plates (cut the middle out to make a ring)

How to Play

- + If you're feeling fancy, decorate your posts to match the colors of the Olympic logo.
- + Secure the posts to the playing surface.
- + Place the posts in a row, in a pattern, or however you want.
- + Toss your rings, aiming for the posts and earn points for each ring that lands on a post. The most points win a gold medal!



TAAP While You Play

As you play, use the same words from the TAAP strategy above to TAAP your way through ring toss. Here are some things you could say after each toss.

- T** Don't miss it!, I can do that too!, Don't do it like that.
- A** Why did that happen?, Why can't I get it?
- A** Maybe like this..., Maybe, we can!, Maybe.
- P** Try this next time., Next turn., Next.



ASSIGN TEAM TASKS

Just like each athlete has a specific position on the field, every person on the AAC implementation team has a role to play to make AAC use successful.

Some people may do several jobs, while others may just have one. Remember: everyone's participation is important!

Try it out!


Some team members may be assigned to give input on vocabulary and which words to add to the device. Another team member might oversee taking the device out every day. Other team members might be tasked with programming the device and making changes. Everyone is responsible for modeling language on the device.



Make sure everyone on your AAC team knows their roles and responsibilities. Work together to help your learner win with AAC!



The PRC-Salttillo Team Planning Pack has several great resources, including a contact list, a handy tool for assigning team members roles and responsibilities related to the device, a goal plan, and a team communication journal. Help your team win with these great resources!



The Way Champs Play | Naomi Osaka

Illustrated by Kamala Nair

This book written by Grand Slam Champion Naomi Osaka explores several sports and teaches us many things! You will learn how to improve your game. And most importantly, you will learn how to be the best kind of athlete. What sport will you be inspired to play?



TAAP your way through reading with these suggested words and messages

T
Talk About It

oh no awesome

A
Ask Questions

where

A
Acknowledge via Response

I don't know

P
Propel the Conversation and/or Predict

could

AUGUST 2024

You're an Ace!

SUNDAY MONDAY TUESDAY WEDNESDAY THURSDAY FRIDAY SATURDAY

Download the PRC-Salttillo Playbook for more fun sports, games, and activities for you to try each month.



1	2	3
_____	_____	_____
_____	_____	_____
_____	_____	_____

4	5	6	7	8	9	10
_____	_____	_____	_____	_____	_____	_____
_____	_____	_____	_____	_____	_____	_____
_____	_____	_____	_____	_____	_____	_____

11	12	13	14	15	16	17
_____	_____	_____	_____	_____	_____	_____
_____	_____	_____	_____	_____	_____	_____
_____	_____	_____	_____	_____	_____	_____

18	19	20	21	22	23	24
_____	_____	_____	_____	_____	_____	_____
_____	_____	_____	_____	_____	_____	_____
_____	_____	_____	_____	_____	_____	_____

25	26	27	28	29	30	31
_____	_____	_____	_____	_____	_____	_____
_____	_____	_____	_____	_____	_____	_____
_____	_____	_____	_____	_____	_____	_____

Now that you have learned about sports, and how to be a good sport from a tennis champ, it's time to play! Balloon tennis is a slower paced, but still fun, way to experience this volleying sport. Bonus: you can play this game inside or outside!

What You'll Need

- + Balloon(s)
- + Rackets – use rackets you have or create your own with paper plates and paper towel tubes
- + Net – an actual net, a piece of string, etc.

How to Play

- + Set up your net outside or across a table inside.
- + Have fun hitting the balloon back and forth!
- + You score when the balloon lands on the other side of the net. Keep score and good luck!
- + Remember to be a good sport.



TAAP While You Play

As you play, use the same words from the TAAP strategy above to TAAP your way through tennis. Here are some things you could say after each volley.

- T** Oh no! I missed!, Awesome shot!, You're awesome!
- A** Where did that come from?, Where do I hit it?
- A** I don't know!, I don't know, try this.
- P** I wish I could..., You could try this...




KEEP TALKING TEAM!

Ask any athlete around, they will tell you communication is key!


To be a good player and an even better teammate, you must communicate on and off the field. What does this mean for the AAC team? It means everyone has a say in decisions and the team must talk to each other. Parents can't know what happened during the school day, so the teacher has to communicate to the parents. The private speech-language pathologist has to share with the teacher why words are or are not added to the AAC system. There are numerous scenarios and reasons to communicate.

Try it out!

Make it the team's goal and mission to communicate well from the beginning. Schedule times to meet to discuss how things are going, share progress, exchange stories, and work together. It all starts with consistent communication.



The PRC-Salttillo Team Planning Pack has several great resources, including a contact list, a handy tool for assigning team members roles and responsibilities related to the device, a goal plan, and a team communication journal. Help your team win with these great resources!



Froggy Plays Soccer | Jonathan London

Illustrated by Frank Remkiewicz

Froggy always finds the coolest things to do! Join us this month for Froggy's soccer adventure. He learns how to play this popular foot-friendly game, how to be a good teammate, and how to have fun with sports. What will you learn about soccer with Froggy?



TAAP your way through reading with these suggested words and messages

T
Talk About It

cool! uh oh...

A
Ask Questions

can

A
Acknowledge via Response

be

P
Propel the Conversation and/or Predict

do you

SEPTEMBER 2024

Goal!!!

SUNDAY	MONDAY	TUESDAY	WEDNESDAY	THURSDAY	FRIDAY	SATURDAY
1	2 Labor Day	3	4	5	6	7
8	9	10	11	12	13	14
15	16	17	18	19	20	21
22	23	24	25	26	27	28
29	30					

Download the PRC-Saltito Playbook for more fun sports, games, and activities for you to try each month.



Play soccer any day, any time with this fun tabletop version! Build your own goal and goalie. See how many shots you can block to keep your opponent from winning.

What You'll Need

- + Popsicle sticks or straws for goalposts
- + Net, paper, mesh for your goal
- + Tape
- + Pom-pom balls (or other small, lightweight balls)



How to Play

- + First build your goal frame using straws or popsicle sticks.
- + Next, put your goal net up. Remember to leave one side open for the goalie to defend.
- + You will also need to build a player. You can print out a soccer player or draw your own. Attach the soccer player to a popsicle stick.
- + Have fun taking turns kicking balls into the goal. See how many you can block in a set number of tries or over a set amount of time. Whoever has the most points wins!



TAAP While You Play

As you play, use the same words from the TAAP strategy above to TAAP your way through soccer. Here are some things you could say after each kick.

T Cool!, That was a cool shot!, Uh-oh! I stopped it

A Can you make it?, Do you think you can do it?

A It could be!


P Do you think..., You can do it! Try!, You can do it again.



WAIT! I WASN'T DONE TALKING!

Being interrupted doesn't always feel very good.

Unfortunately for AAC learners, being interrupted is more common than you would think. Consider how much time you give AAC learners to respond to your questions or comments. Though everyone is different, best practice is to pause **AT LEAST 10** seconds to allow an AAC learner to reply to a question or comment that was posed to them.



Try it out!

When you ask your AAC learner a question, count to 10 (or longer) in your head to give them time to reply. Ample wait time encourages them to formulate a response and answer your question. Wait time also lets your AAC learner know you care about what they have to say and are ready to wait to hear their answer.





Don't Throw It To Mo! | David Adler

Illustrated by Sam Ricks

Mo may be small, but his love for football is HUGE! He practices very hard to be the best player he can be. One day during a game, the opposing team teases Mo for being too little to play well. It seems like Mo's coach and team feel the same way...In the end, you'll discover his coach had a plan all along to use Mo's skills and heart for the game. Do you think Mo will catch the ball?



TAAP your way through reading with these suggested words and messages

T
Talk About It

sad **look**




A
Ask Questions

why **when**






A
Acknowledge via Response

think



P
Propel the Conversation and/or Predict

throw **it**

OCTOBER 2024

Table Touchdowns!

SUNDAY MONDAY TUESDAY WEDNESDAY THURSDAY FRIDAY SATURDAY

		1	2	3	4	5
			Rosh Hashanah Begins		Rosh Hashanah Ends	

6	7	8	9	10	11	12
					Yom Kippur Begins	Yom Kippur Ends

13	14	15	16	17	18	19
	Columbus Day					

20	21	22	23	24	25	26

27	28	29	30	31		

Download the PRC-Salttillo Playbook for more fun sports, games, and activities for you to try each month.




You can play football inside with materials you have around the house. Take turns "kicking" the paper football through the goalposts to score!

What You'll Need

- + Straws that bend
- + A cup
- + Tape
- + Paper

How to Play

- + Bend two straws into an L-shape and tape them together into a U-shape.
- + Tape another straight straw to the middle of the U-shape.
- + Poke a hole in the middle of the bottom of a cup. Put the straw through the cup to make your goal posts.
- + Then fold your football into a triangle and kick away!



TAAP While You Play

As you play, use the same words from the TAAP strategy above to TAAP your way through football. Here are some things you could say after each kick.

- T** That was sad!, Look at that!, That looked awesome!
- A** Why did it do that?, When should I go?, Why can't I do that again?
- A** I think it worked!, I think like this., Whatever you think is best.
- P** Don't throw it., It could make it, let's see., Let's see it again!



HOW'D I DO COACH?

Getting feedback on your performance is how you improve your skills.


A coach tells an athlete to lift their elbow more or twist their wrist differently, so they get better at the sport. AAC learners need similar kinds of feedback when they are learning new language and how to navigate their AAC system.

Try it out!

Respond to whatever your AAC learner says. Give them active feedback. Put their words in context and make it make sense.



By actively responding, you teach the AAC learner their words have power, they can learn the meaning of new words, and they can use them to interact with the world around them.





I Have a Superpower | Stephen Curry

Illustrated by Geneva Bowers

Everyone has a superpower! This book from basketball superstar Stephen Curry explores how to grow your skills for something you love and keep a positive attitude. Let's learn how to boost your superpowers!



TAAP your way through reading with these suggested words and messages

T

Talk About It



A

Ask Questions



A

Acknowledge via Response



P

Propel the Conversation and/or Predict



NOVEMBER 2024

Slam Dunk

SUNDAY MONDAY TUESDAY WEDNESDAY THURSDAY FRIDAY SATURDAY

Download the PRC-Salttillo Playbook for more fun sports, games, and activities for you to try each month.



1

Diwali

2

3

Daylight Saving Time Ends

4

5

6

7

8

9

10

11

Veterans Day

12

13

14

15

16

17

18

19

20

21

22

23

24

25

26

27

28

Thanksgiving Day

29

30

This adapted version of basketball lets you have all the fun of scoring points without needing a full court! Test your aim and skill when you create this variation of basketball using materials you have around the house.

What You'll Need

- + Empty container with a wide mouth
- + Pom-pom balls or other small, lightweight balls

How to Play

- + Place your container basket on a flat surface, like a table.
- + Next, take turns shooting your pom-pom balls into it.
- + Keep score of how many points you get.
- + You can vary the difficulty by moving closer or further away from the basket.



TAAP While You Play

As you play, use the same words from the TAAP strategy above to TAAP your way through basketball. Here are some things you could say after each throw.

T Great!, Great! I love it!, I love it!

A What does he do?, Does he have...?, Can they have...?

A Or, try it this way., Yes, or it could be...

P Let's see., Let's see it again!




PRACTICE, PRACTICE, PRACTICE

Practice makes perfect is what the coach always says.

To perfect a skill, you have to repeat it at different times, in different places, and under different conditions. A basketball player practices making foul shots thousands of times to perfect their shot. The same is true for AAC learners. They need to hear their language and be exposed to it frequently.

Try it out!


Focus on modeling a few core words throughout the day in different activities. The more you model, the faster you will learn the language. As your comfort grows, so will your modeling. Get to practice and everyone wins!



prc-salttillo							
Core Word of the Day Weekly Planner							
Sunday	Monday	Tuesday	Wednesday	Thursday	Friday	Saturday	Weekly Tip
Core Word: where	Core Word: love	Core Word:	Core Word:	Core Word:	Core Word:	Core Word:	
Activity: Hide and seek with paper airplanes, stuffed animals, or other favorite toys, etc.)	Activity: Love it! Leave it or leave it or Love it or leave it or Love it or leave it or Love it or leave it or	Activity:	Activity:	Activity:	Activity:	Activity:	
Book: "Where is Spot?" by Jonathan Berlin	Book: "Love it!" by Diane Adams and Clare Keane	Book:	Book:	Book:	Book:	Book:	
Song: "Where is Thumbkin?"	Song: "I Love Myself" by Muffin Bunn by the Real Gone	Song:	Song:	Song:	Song:	Song:	

This Core Word of the Day Planner can help you get in the practice with core words!





Great Too | Lauri Holomis and Glen Gretzky
Illustrated by Kevin Sylvester

Join Coach Wally, hockey star Wayne Gretzky, and other hockey players as they practice and perfect their moves on the ice! When the big game comes, some players get nervous. Wayne and his teammates learn that winning and losing doesn't matter as long as you do your best. Join us during the game to see how they learn their lesson.



TAAP your way through reading with these suggested words and messages

T
Talk About It

Wow! that

A
Ask Questions

how feel

A
Acknowledge via Response

probably

P
Propel the Conversation and/or Predict

Let's

DECEMBER 2024

Mini Ice Hockey

SUNDAY	MONDAY	TUESDAY	WEDNESDAY	THURSDAY	FRIDAY	SATURDAY
1	2	3 Giving Tuesday	4	5	6	7
8	9	10	11	12	13	14
15	16	17	18	19	20	21
22	23	24 Christmas Eve	25 Christmas Day Hanukkah Begins	26	27	28
29	30	31 New Year's Eve				

Download the PRC-Saltito Playbook for more fun sports, games, and activities for you to try each month.



Can you skate? No? No worries! You can play ice hockey without skates! All you need is a cookie sheet and a freezer to make your own ice rink. Then, take turns taking shots at the goal against your opponent.

What You'll Need

- + Cookie sheet
- + Water
- + Flat, smooth objects (marbles, coins, small Legos)



How to Play

- + A few hours before you want to play, fill the cookie sheet halfway with water. Place it in the freezer and wait until it's frozen.
- + Once you have solid ice, take your cookie sheet out of the freezer and place it on a table or other flat surface.
- + Draw goals on the ice or scratch them into the ice. Take turns sliding your "pucks" into your opponent's goal.
- + Keep score and remember to have fun!



TAAP While You Play

As you play, use the same words from the TAAP strategy above to TAAP your way through hockey. Here are some things you could say after each shot.

- T** Wow! Good Shot!, Wow!, That was an amazing shot!
- A** How did you do that?, Does it feel good?, How can I do that?
- A** Or probably like this..., Yeah, I probably can.
- P** Let's do more! Let's try again!

WHAT'S THE SCORE?

How much did you like each sport you played this year?

Rate all the sports below. 5 is the best! 1 means you didn't like it very much. What did you think?


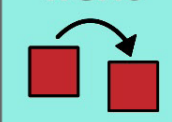


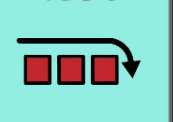

SCORECARD					
JANUARY: BOWLING	1	2	3	4	5
FEBRUARY: SKIING	1	2	3	4	5
MARCH: RACING	1	2	3	4	5
APRIL: BASEBALL	1	2	3	4	5
MAY: MINI GOLF	1	2	3	4	5
JUNE: LACROSSE	1	2	3	4	5
JULY: RING TOSS	1	2	3	4	5
AUGUST: TENNIS	1	2	3	4	5
SEPTEMBER: SOCCER	1	2	3	4	5
OCTOBER: FOOTBALL	1	2	3	4	5
NOVEMBER: BASKETBALL	1	2	3	4	5
DECEMBER: HOCKEY	1	2	3	4	5

AND THE WINNER IS...

Now that you have ranked all the sports, what was your favorite?

What sport wins the year?



1	2	3	4	5	6	7	8	9	0
	first 	next 	second 	third 	last 	*	's		
q	w	e	r	t	y	u	i	o	p
.	a	s	d	f	g	h	j	k	l
,	Shift	z	x	c	v	b	n	m	bksp 
		\$	+	-	Space	=	:	X	

what 	when 	where 	ABC 123	PEOPLE 	QUESTN 	ACTIONS 	SOCIAL 	PLACES 	TIME 	GROUPS 	DESCRIB 
I	me 	how 	who 	why 	again 	please 	thank you 	problem 	now 	bad 	good 
my/mine 	am	to	be	feel 	give 	listen 	happy 	sad 	tired 	okay 	cool 
it 	is are	will	come 	hurt 	hear 	know 	that 	a	the	and 	more 
you 	can	eat 	drink 	finish 	get 	love 	make 	need 	all 	at	some 
your 	do	go 	help 	open 	put 	say/talk 	see/look 	first 	then 	for of	on 
here 	have 	like 	play 	read 	stop 	walk 	show 	wait min 	in 	up 	off 
yes 	no/don't 	want 	take 	tell 	turn 	watch 	wear 	work 	out 	down 	with