



A Year of Words



Individuals who are learning to use their AAC systems need lots of practice on their core vocabulary words. This packet contains 12 grids of core words, one for each month. Speech-language pathologists, educators, and families can keep the grid of the month handy, and use it as a reminder of which words to focus on for that month. Over the year, you will have given the AAC learner focused practice on 144 words that will help them communicate effectively across many environments and activities.

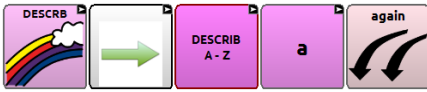
How to Use: Determine which symbol set(s) your learners have in their AAC systems (e.g., PCS/Boardmaker, SymbolStix, Pixons, etc). Before the start of the month, insert the appropriate AAC symbol in each box and print the grid. Keep it handy as you provide focused language stimulation on those 12 words throughout the month. You may also want to share copies with the family and other team members.

.....

For more information on semantic intervention for individuals with significant communication challenges see our Vocabulary Instruction Round-Up at <http://bit.ly/SKQP5W>, a Pinterest board with activity ideas (<http://bit.ly/ZJVOqK>), and a SpringPad (<http://bit.ly/RPKosa>).

JANUARY WORDS

again



(or could add to

extra words (



all gone/ all done



different



help



mine



more



not/don't



stop



that



want



what



you



FEBRUARY WORDS

again



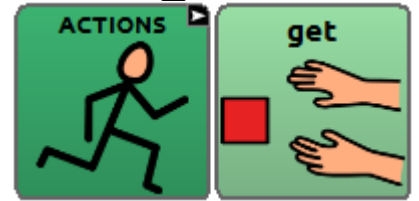
(or could add to

extra words )

eat



get



go



happy



here



I/me



like



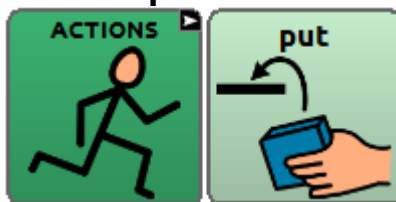
on



play



put



this



MARCH WORDS

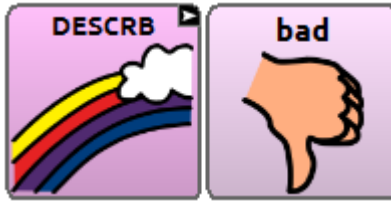
away



(or could add to

extra words )

bad



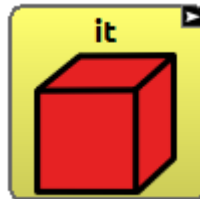
come



good



it



make




now



off



read



there



thing



where

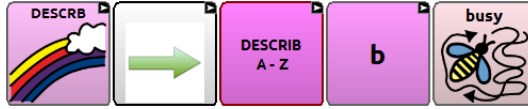


APRIL WORDS


big




busy




do



drink



feel



he



in



make



out



some



tell

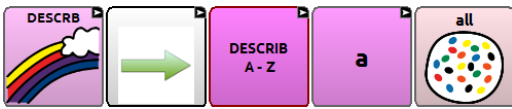



who



MAY WORDS

all



(or could add to
extra words )

down



good



little



my



question



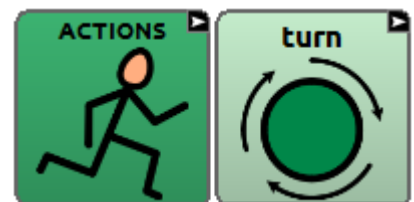
sad



she



turn



up



who

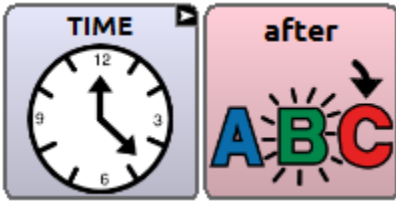


why

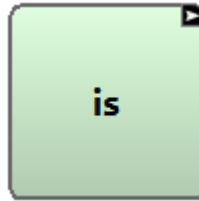


JUNE WORDS

after



am/is/be



because



can




cold



fast



fun



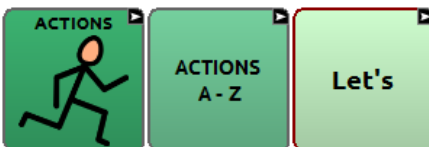
have



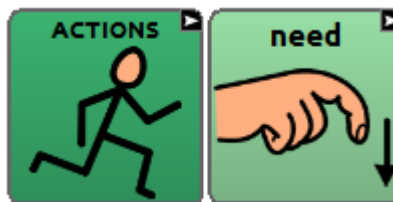
hungry



let/let's



need



talk



JULY WORDS

and



before



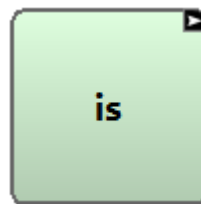
color



find




is



later



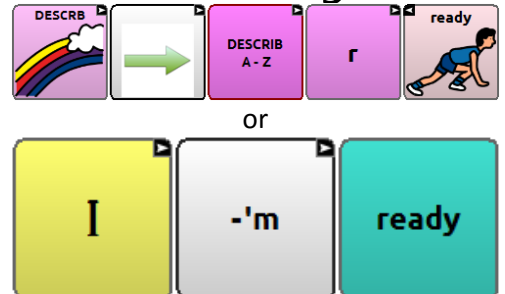
love



much



ready



same



they



with



AUGUST WORDS


any



bring



day



fall



give




hot




job



know



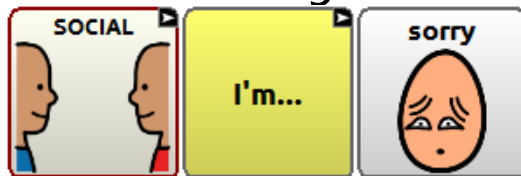
other

(could add to
Extra words )


sick



sorry



together

(could add to
extra words )


SEPTEMBER WORDS

almost

(could add to

extra words )


call



listen



name



nice



over



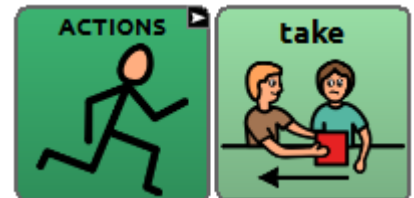
place



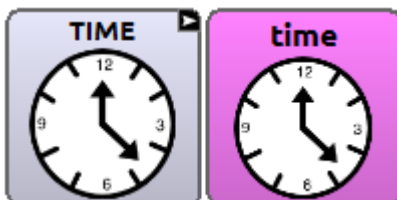
sit



take




time



we



write



OCTOBER WORDS

another

(could add to



Extra words)

change



every



for



idea



pretty



say




start



thank you



think



try



under



NOVEMBER WORDS


body



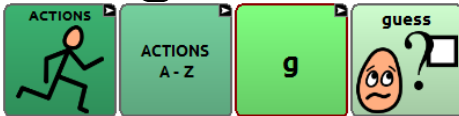
dress



full



guess



hi



live




maybe




one



ride



tired



very



walk



DECEMBER WORDS

ask



favorite



goodbye



hear



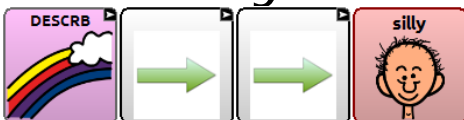
of



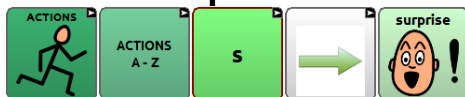
please



silly



surprise



these

(could add to

extra words )

use



way

work

