



# A Year of Words



Individuals who are learning to use their AAC systems need lots of practice on their core vocabulary words. This packet contains 12 grids of core words, one for each month. Speech-language pathologists, educators, and families can keep the grid of the month handy, and use it as a reminder of which words to focus on for that month. Over the year, you will have given the AAC learner focused practice on 144 words that will help them communicate effectively across many environments and activities.

**How to Use:** Determine which symbol set(s) your learners have in their AAC systems (e.g., PCS/Boardmaker, SymbolStix, Pixons, etc). Before the start of the month, insert the appropriate AAC symbol in each box and print the grid. Keep it handy as you provide focused language stimulation on those 12 words throughout the month. You may also want to share copies with the family and other team members.

.....

For more information on semantic intervention for individuals with significant communication challenges see our Vocabulary Instruction Round-Up at <http://bit.ly/SKQP5W>, a Pinterest board with activity ideas (<http://bit.ly/ZJVOqK>), and a SpringPad (<http://bit.ly/RPKosa>).

# JANUARY WORDS


again



all gone/ all done




different



help



mine



more



not/don't



stop



that



want



what



you



# FEBRUARY WORDS

again



eat



get



go



happy



here



I/me



like



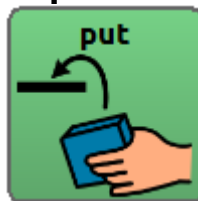
on



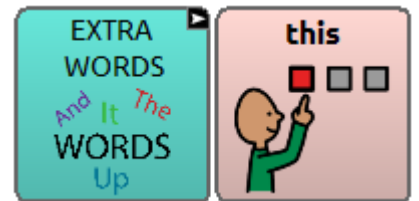
play



put



this

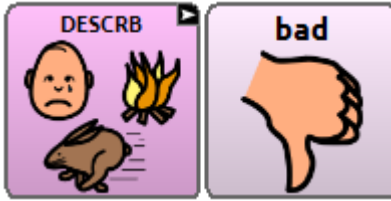


# MARCH WORDS

away



bad



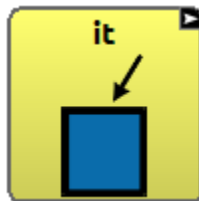
come



good



it



make



now



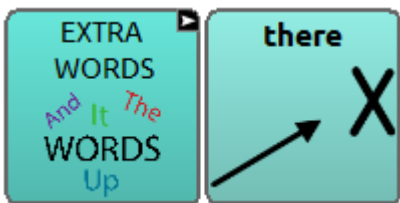
off



read



there



thing




where




# APRIL WORDS

big



busy



do



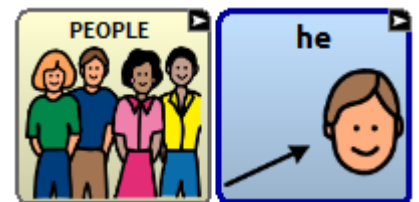
drink



feel



he



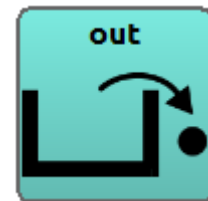
in



make



out



some



tell



who

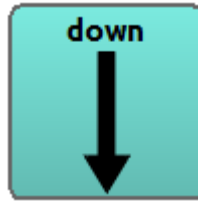


# MAY WORDS

all



down



good



little




my



question



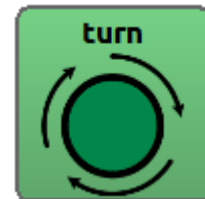
sad



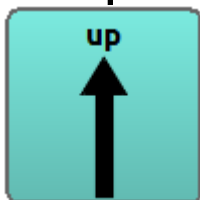
she



turn



up



who



why




# JUNE WORDS

after



am/is/be



because

(could add to



extra words )


can




cold



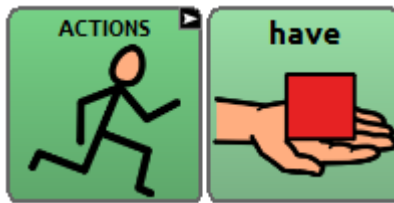
fast



fun



have



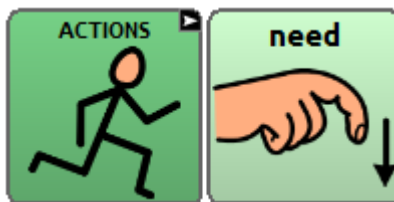
hungry



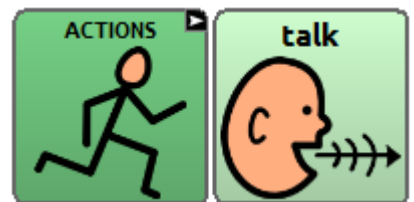
let/let's



need

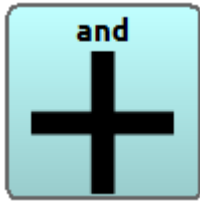


talk



# JULY WORDS

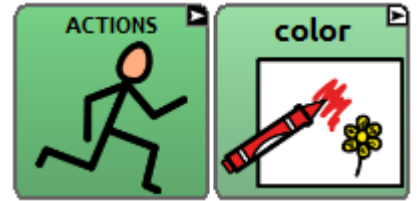
and



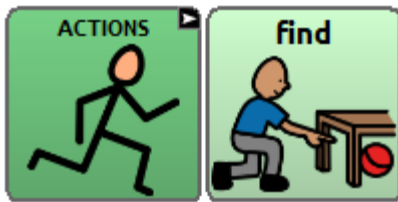
before




color



find



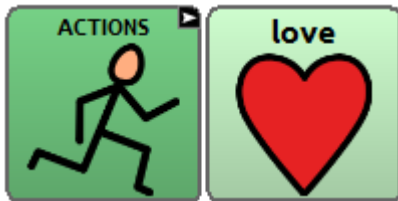
is



later



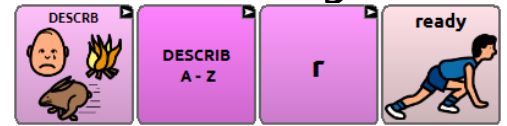
love



much



ready



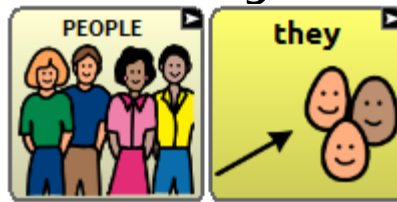
or could use



same



they



with





# AUGUST WORDS


any



bring



day



fall




give



hot



job



know



other

(could add to  
EXTRA  
And It The  
WORDS  
Up  
extra words )

sick



sorry



together


(could add to  
EXTRA  
And It The  
WORDS  
Up  
extra words )

# SEPTEMBER WORDS

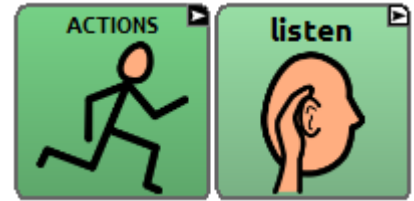
almost



call




listen



name



nice



over



place



sit



take



time



we



write



# OCTOBER WORDS

another

(could add to

extra words  )

change



every



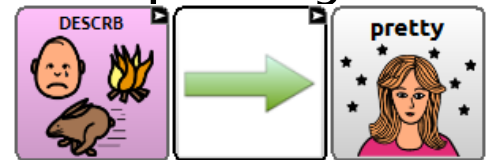
for




idea



pretty



say




start



thank you



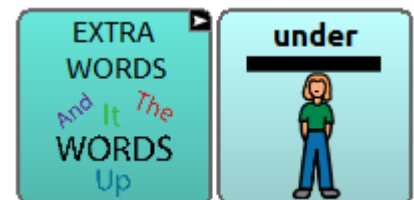
think



try

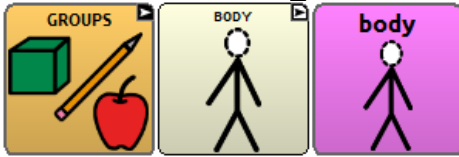


under



# NOVEMBER WORDS

body



dress



full



guess



hi



live




maybe




one



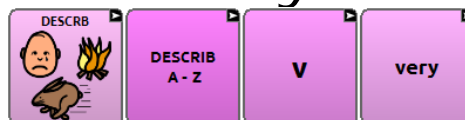
ride



tired



very



walk




# DECEMBER WORDS

ask



favorite



goodbye



hear



of



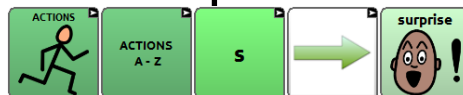
please



silly



surprise



these



use



way



work



