



# A Year of Words



Individuals who are learning to use their AAC systems need lots of practice on their core vocabulary words. This packet contains 12 grids of core words, one for each month. Speech-language pathologists, educators, and families can keep the grid of the month handy, and use it as a reminder of which words to focus on for that month. Over the year, you will have given the AAC learner focused practice on 144 words that will help them communicate effectively across many environments and activities.

**How to Use:** Determine which symbol set(s) your learners have in their AAC systems (e.g., PCS/Boardmaker, SymbolStix, Pixons, etc). Before the start of the month, insert the appropriate AAC symbol in each box and print the grid. Keep it handy as you provide focused language stimulation on those 12 words throughout the month. You may also want to share copies with the family and other team members.

.....

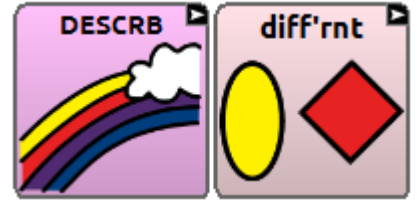
For more information on semantic intervention for individuals with significant communication challenges see our Vocabulary Instruction Round-Up at <http://bit.ly/SKQP5W>, a Pinterest board with activity ideas (<http://bit.ly/ZJVOqK>), and a SpringPad (<http://bit.ly/RPKosa>).

# JANUARY WORDS

again



all gone/ all done



different

help



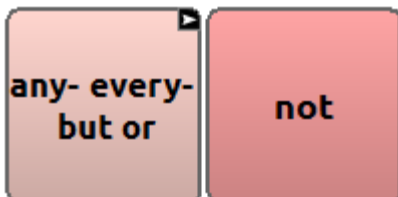
mine



more



not/don't



stop



that



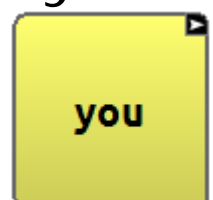
want



what



you



# FEBRUARY WORDS

again



eat



get



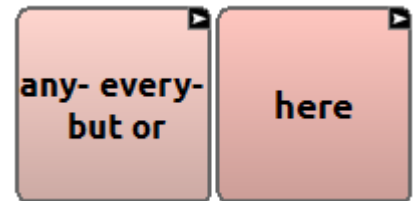
go



happy



here



I/me



like



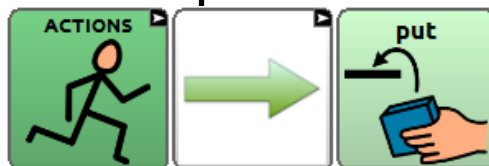
on



play



put



this

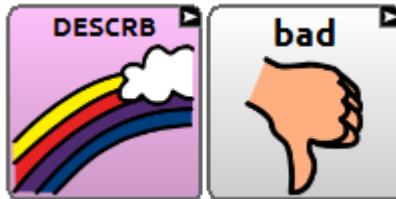


# MARCH WORDS

away



bad



come



good



it



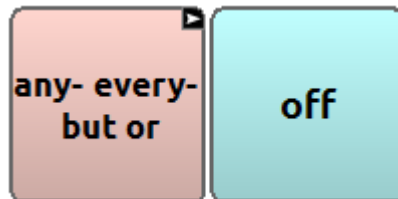
make



now



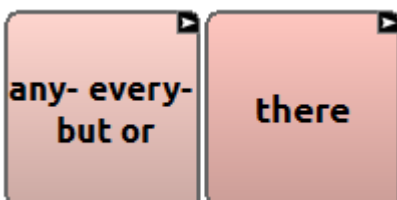
off



read



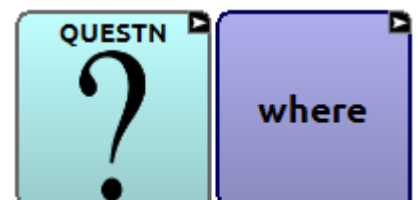
there



thing

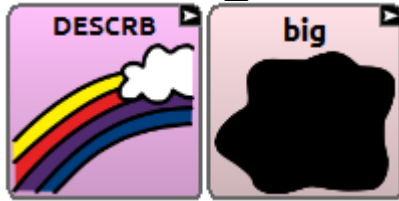


where



# APRIL WORDS

big



busy



do



drink



feel



he



in



make



out



some



tell

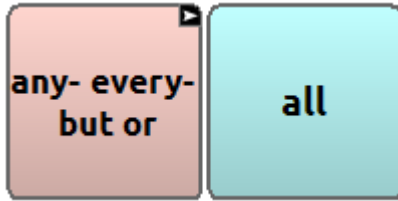


who

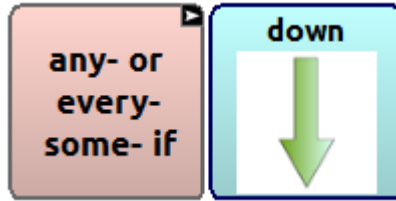


# MAY WORDS

all



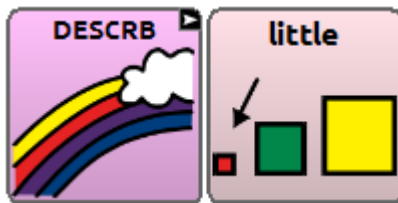
down



good



little




my



question



sad



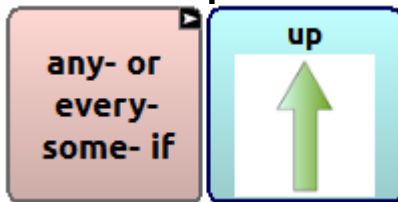
she



turn



up



who



why

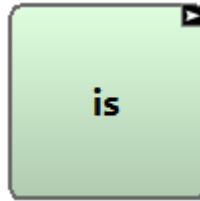


# JUNE WORDS

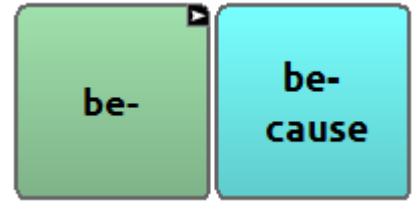
after



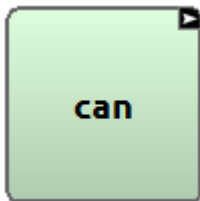
am/is/be



because



can




cold



fast




fun



have



hungry



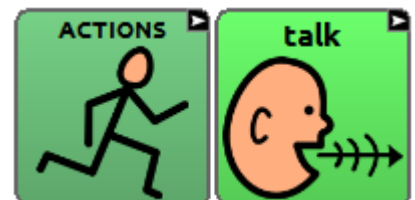
let/let's



need



talk



# JULY WORDS

and



before



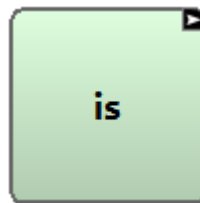
color




find



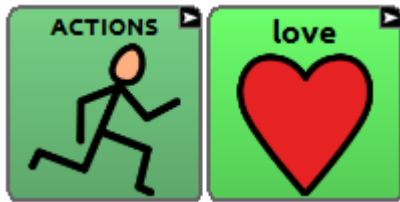
is



later



love



much



ready



Or you could use



same



they



with



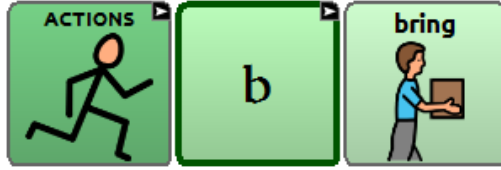


# AUGUST WORDS


any



bring



day



fall



give



hot



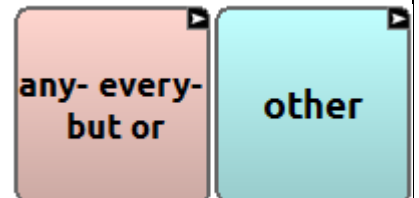
job



know



other




sick



sorry



together

(could add to  
any-every-but or )

# SEPTEMBER WORDS

almost

(could add to

any-every-but or



call



listen



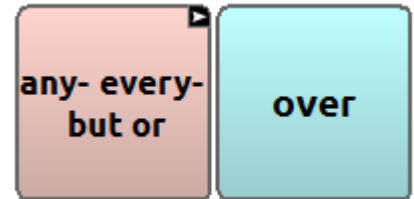
name



nice



over



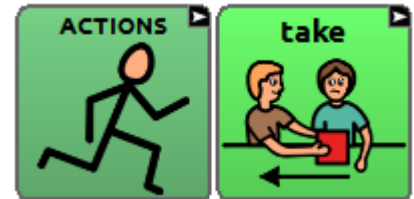
place



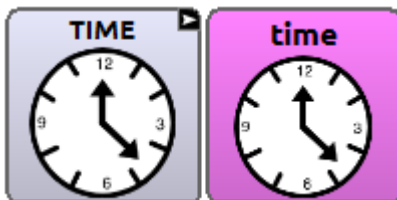
sit



take



time



we




write



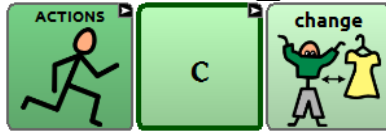
# OCTOBER WORDS

another

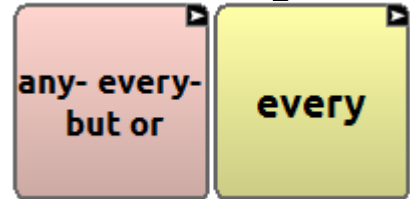
(could add to

any-every-but or )

change



every



for




idea



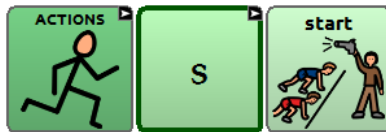
pretty



say



start



thank you



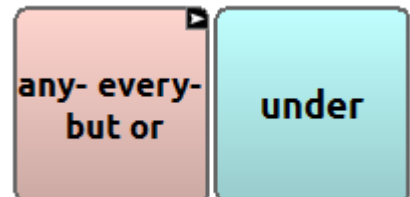
think



try

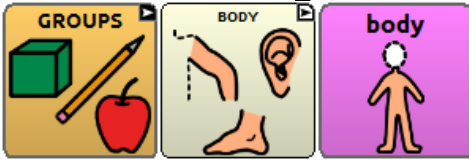


under



# NOVEMBER WORDS

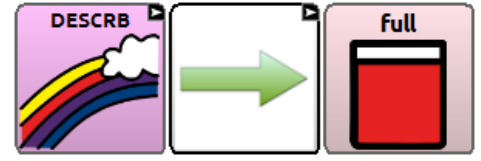
body



dress



full



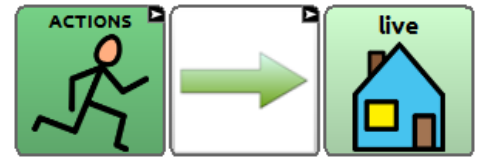
guess



hi



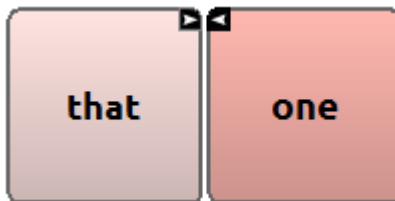
live



maybe




one



ride



tired



very



walk



# DECEMBER WORDS

ask



favorite




goodbye



hear



of



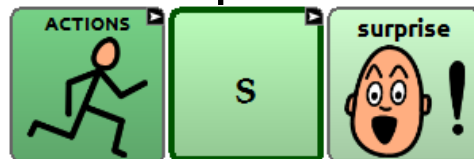
please



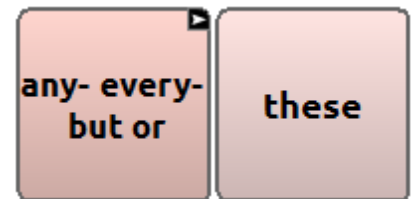
silly



surprise



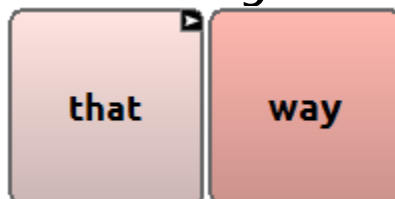
these



use



way



work

