



# A Year of Words



Individuals who are learning to use their AAC systems need lots of practice on their core vocabulary words. This packet contains 12 grids of core words, one for each month. Speech-language pathologists, educators, and families can keep the grid of the month handy, and use it as a reminder of which words to focus on for that month. Over the year, you will have given the AAC learner focused practice on 144 words that will help them communicate effectively across many environments and activities.

**How to Use:** Determine which symbol set(s) your learners have in their AAC systems (e.g., PCS/Boardmaker, SymbolStix, Pixons, etc). Before the start of the month, insert the appropriate AAC symbol in each box and print the grid. Keep it handy as you provide focused language stimulation on those 12 words throughout the month. You may also want to share copies with the family and other team members.

.....

For more information on semantic intervention for individuals with significant communication challenges see our Vocabulary Instruction Round-Up at <http://bit.ly/SKQP5W>, a Pinterest board with activity ideas (<http://bit.ly/ZJVOqK>), and a SpringPad (<http://bit.ly/RPKosa>).

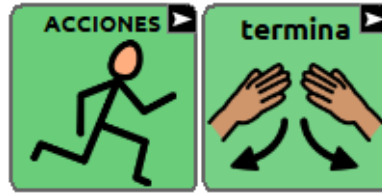
© 2020 PRC-Saltillo. All Rights Reserved. Commercial use prohibited; may not be used for resale.  
PCS is a trademark of Tobii Dynavox LLC. All rights reserved. Used with permission.

# PALABRAS DE ENERO

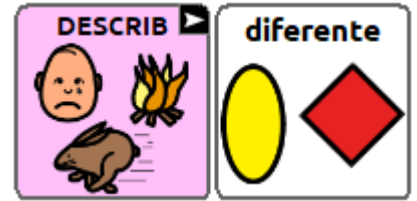
otra vez



termina



diferente



ayuda



mía/ mío



mas



no



para



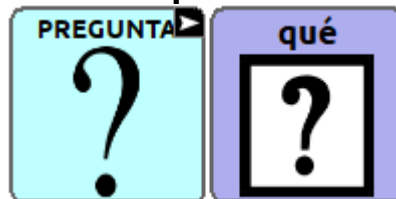
eso



quiero



qué



tú



# PALABRAS DE FEBRERO

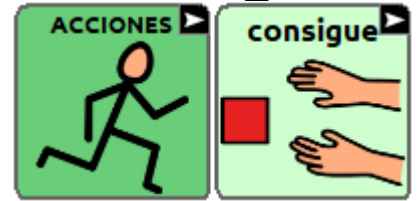
otra vez



comer




consigue



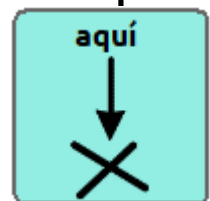
vamos



feliz



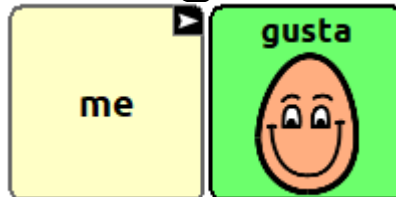
aquí



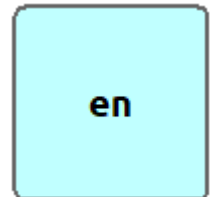
yo



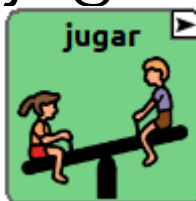
me gusta



en



jugar



pon

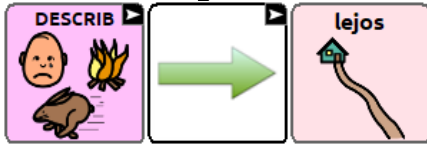


eso

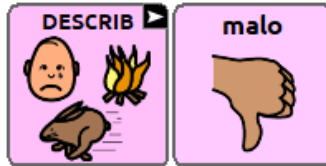


# PALABRAS DE MARZO

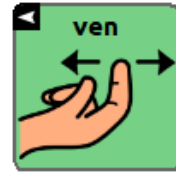
lejos



malo



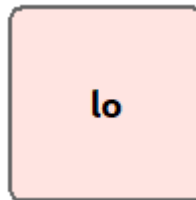
ven



bien



lo



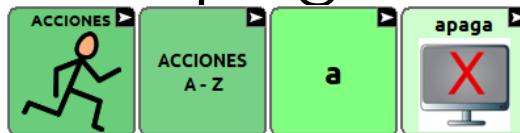
hace



ahora



apaga



leer



allí



cosa



dónde




# PALABRAS DE ABRIL

grande




ocupado



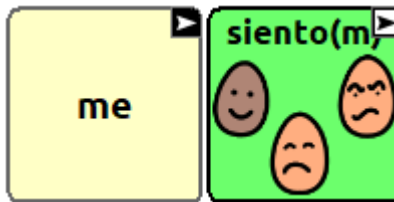
hace



toma



me siento



él



dentro



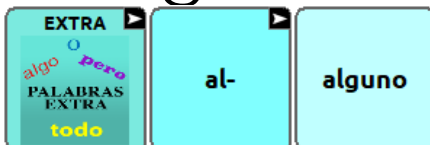
hace



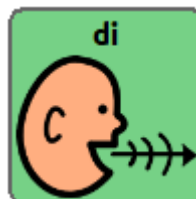
fuera



alguno



di



quién



# PALABRAS DE MAYO

todo



abajo



bien



pequeño




mi




pregunta



triste



ella




vuelve



arriba



quién

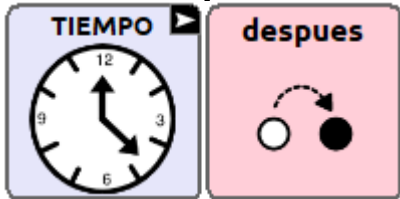


por qué

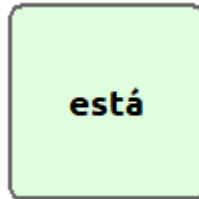


# PALABRAS DE JUNIO

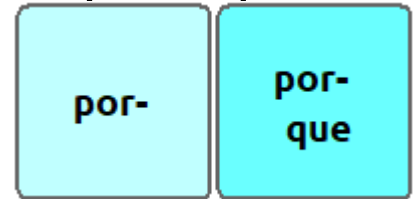
despues



está



porque




puede




frio



rápido



divertido



tengo



hambre




vámonos



necesita



habla



# PALABRAS DE JULIO

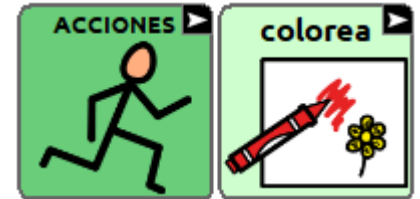
y



antes




colorea



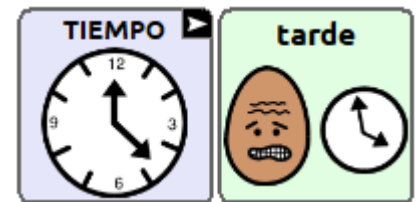
encuentra



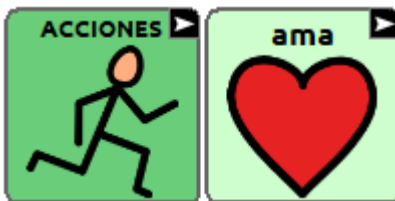
es



tarde



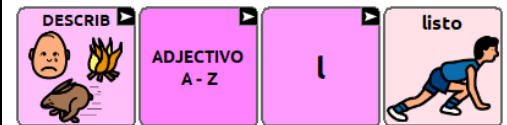
ama



mucho



listo




o puedes usar



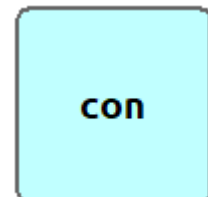
igual



ellos



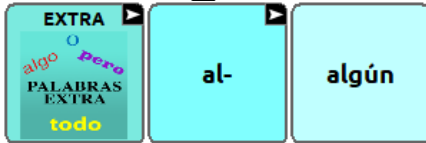
con



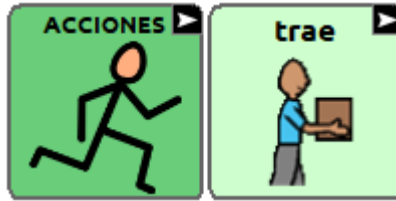


# PALABRAS DE AGOSTO


algún



trae



día



cae



da



caliente



trabajo



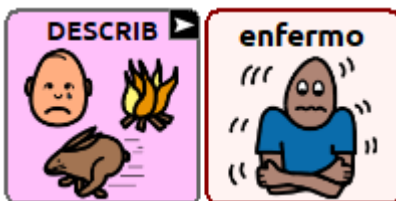
sabe



otro



enfermo



lo siento



junto




# PALABRAS DE SEPTIEMBRE

casi



puede usar un botón en este pagina

llama



escucha



mi llamo



agradable



encima



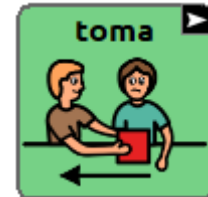
lugar



sienta



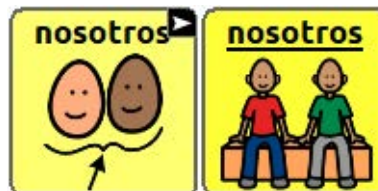
toma



tiempo



nosotros

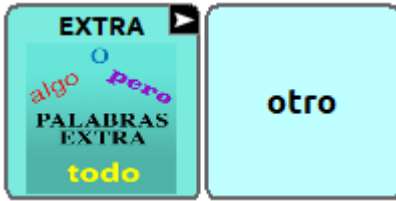


escribe



# PALABRAS DE OCTUBRE

otro



cambia



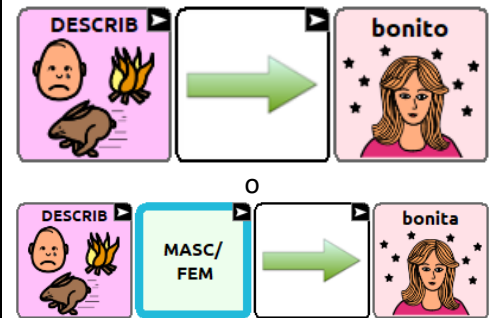
cada



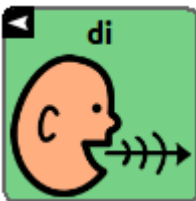
para



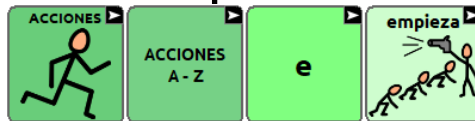
idea



di



empieza



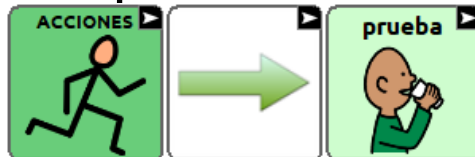
gracias



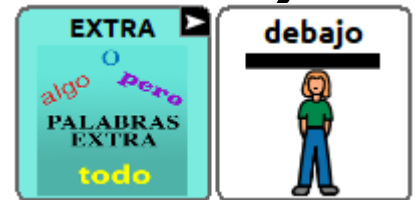
piensa



prueba



debajo

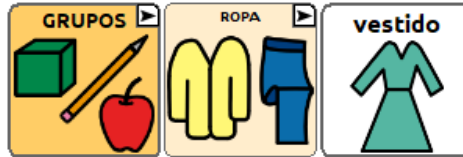


# PALABRAS DE NOVIEMBRE

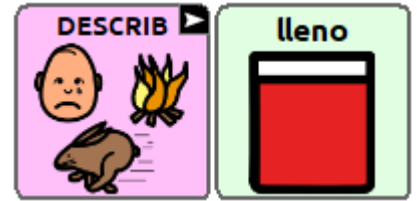
cuerpo



vestido



lleno



adivina



hola



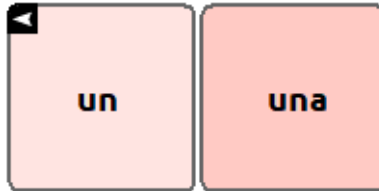
vive



quizás



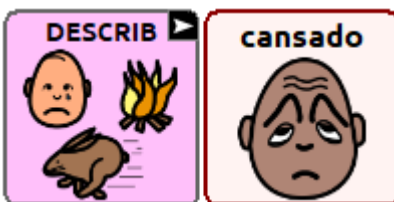
un/una



pasea



cansado



muy

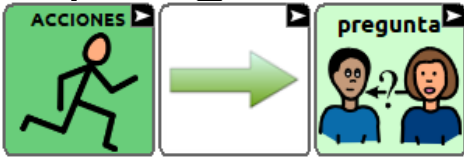


camina




# PALABRAS DE DICIEMBRE

pregunta



favorito



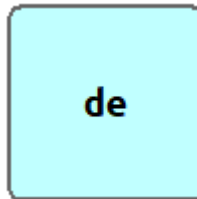
adiós



oye



de



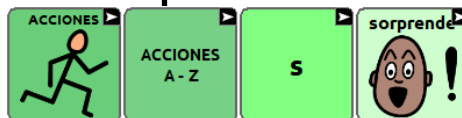
por favor



tonto



sorprende



estos



usa



camino

trabaja

