

Active with AAC

DRESS-UP

Let's pretend to be someone else. You can be a princess, a police officer, a doctor, an astronaut, or anyone you want! Let your imagination run wild while playing dress up. While you play, there is so much to say and model on your AAC device. Whomever you decide to be, remember to have fun!

CORE WORDS

Give	I
Have	You
Help	It
Like	Me
Look	On
Need	Off
Put	Silly
Try	Funny
Want	Pretty

MATERIALS


Dress up clothes	AAC Device
Costumes	You
	Child/client

Model It on the AAC Device

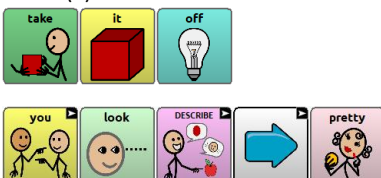
One Word:



Two Words:



Three (+) Words:



Reasons to Communicate	One Word	Two Words	Three (+) Words
Getting Wants/Needs Met (requesting objects/activities/ permission/attention, etc., directing action/to stop, request help)	Put Need That On Off Give Look Help	Put on Take off Give that Help me Try on Help me You try Look me	Put it on Take it off Give me that one Try it on Look at me Help me please You try it on Put it there
Exchange Information (share and show objects, confirm/deny, request information, etc.)	Like Have Need Want Who Am I You Try Put On	Like that I have I need I try Try on Put on Who that Who you I like Take off You want?	I like that I have it! I need that please Try it on Put it on Who is that? Who are you? Take it off You want it? Look at this! I am XX
Social Closeness/Etiquette (greet, take turns, comment, etc.)	I You My Like That Fun Pretty Silly Try	I like I try You try That pretty You silly Try it It fun It silly Look pretty	I like it You try it I try that Can I try it? That is pretty You look silly I look funny I feel silly This is fun

Tips to Engage, Expand, and Succeed:

- The most important thing about this activity is to have fun! There are opportunities to make this activity about following directions, putting steps in sequence, and other therapy goals. But, remember it is best to model language in natural settings.
- As previously mentioned, you can take some time to focus on specific language and goals like:
 - Following directions: have the child/AAC user put on items of clothing in a specific order, for example. Or give two steps directions.
 - Sequencing: give directions that contain words such first/then (next). Or ask the child/AAC user "what next?" if you are working on putting steps in order.
- After getting dressed in your character, pretend play as your character. This is the perfect chance to keep your language natural! What would your character do and say? Model that!
- You can use this activity as a chance to focus on describing words and commenting. Get dressed in a silly, scary, funny, boring, etc. costume. Comment on how you feel. What does the other person think?

Using a low-tech communication board? Or need some choices to help you communicate during this activity?

The following strips can be used as choice boards or fringe vocabulary for the above activity. If you are using this as fringe vocabulary, you will need one of our low-tech flip books or a single page communication board. These boards are available on our website. Download the boards here: <https://salttilo.com/chatcorner/content/29> You can add these to a flip book. OR, you can Velcro these to the top/bottom of a single page low-tech core word board.










Attached to a one-page communication board.



Added to the WP 42 Basic flip book.

You can add me with the WordPower 60 Basic Flip Book to the "Groups" tab.

 dress		 glasses	 gloves						 silly	 pretty
 coat		 purse								

You can add me with the WordPower 42 Basic Flip Book to the "Groups" tab.

 dress		 glasses	 gloves			 silly	 pretty
 coat		 purse					