

# AACTing It Out Cards

# Active with AAC

## Fall Themed Cards

Use this starter deck of cards to play different games, like matching games and more. See the Tips to Engage, Expand, and Succeed section for more ideas on how to play. Each card contains a fun activity to act out with your body. There are also blank cards for you to create your own fun actions and cards!

### CORE WORDS

Do	Fun
Go	I
Help	You
Like	Me
Look	This
Take	That
Turn	How
Easy	What
Hard	Can

### MATERIALS

AACTing It Out Cards	AAC Device
	You
	AAC User

### Model It on the AAC Device


One Word:



Two Words:



Three (+) Words:



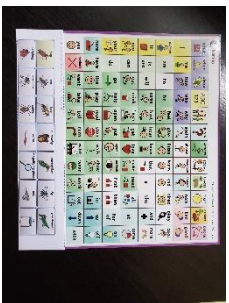
Reasons to Communicate	One Word	Two Words	Three (+) Words
Getting Wants/Needs Met (requesting objects/activities/permission/attention, etc., directing action/to stop, request help)	Go Fall Run Take Do You I Turn	You run You (+ action on card) Fall like Take one Try it Your turn Look me	Run like this You do this Fall like a You do it You try it Look at me You take one Do it like this
Exchange Information (share and show objects, confirm/deny, request information, etc.)	Like I You Easy Fun Hard How Do This Look Help	Like this Do this I do/did You do This easy That fun How do Look me You look Look like Help me	Go like this You did it That was fun Can you help me How do it How did you How do you do that Look at me I like this What is that Show me how
Social Closeness/Etiquette (greet, take turns, comment, etc.)	Easy Hard Fun Like Good Turn I You Do	I like I do You do My turn That easy That fun Good job Like that Look fun	That was hard This is easy This is fun I like that That looks fun It's your turn I want to try You did good I feel tired

### Tips to Engage, Expand, and Succeed:

- The actions on these cards are meant to be acted out with your whole body (i.e. gross motor), which is a great way to get out some energy and have fun. You can use these cards to play many games. Here are some examples of games you can play:
  - You can print two sets to play a matching game. When you find a match, act out what is on the card.
  - Use these cards with another game, like Candy Land. Draw a Candy Land card and an AACTing It Out card. Move in the game and then act out the card.
  - Take turns drawing cards and acting out the actions. Vote or comment on who acted out the card the best.
- Take turns letting the AAC user direct the actions of others. Take turns telling each other what actions to do. If you have a group, go around in a circle watching each other AACT it Out.
- Make it a race! Put two lines on the floor (start and finish). Go back and forth acting out different actions on the cards. Make each action a race to the finish. To get the AAC user talking more, each user can take a turn pulling a card and telling the action to the group.
- Comment on the cards. Did you **have fun**? Was **that hard**? Who **did it best**? Is it **fun**?
- Remember to keep it natural! Have fun! Be creative!

Using a low-tech communication board? Or need some choices to help you communicate during this activity?

The following strips can be used as choice boards or fringe vocabulary for the above activity. If you are using this as fringe vocabulary, you will need one of our low-tech flip books or a single page communication board. These boards are available on our website. Download the boards here: <https://saltillo.com/chatcorner/content/29> You can add these a flip book. OR, you can Velcro these to the top/bottom of a single page low-tech core word board.















Attached to a one-page communication board.














Added to the WP 42 Basic flip book.

You can add me with the WordPower 60 Basic Flip Book to the "Groups" tab.


 <b>crawl</b>	 <b>fall</b>	 <b>grow</b>			 <b>leaf</b>	 <b>fox</b>	 <b>turkey</b>		
 <b>jump</b>	 <b>run</b>	 <b>roll</b>			 <b>apple</b>	 <b>pumpkin</b>	 <b>popcorn</b>		

You can add me with the WordPower 42 Basic Flip Book to the "Groups" tab.

 <b>crawl</b>	 <b>fall</b>	 <b>grow</b>			 <b>leaf</b>	 <b>fox</b>	 <b>turkey</b>
 <b>jump</b>	 <b>run</b>	 <b>roll</b>			 <b>apple</b>	 <b>pumpkin</b>	 <b>popcorn</b>

Create your own actions here.

Add symbols and directions here.




Roll like a pumpkin.




Create your own actions here.

Add symbols and directions here.



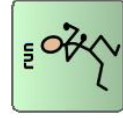
Jump like popcorn.



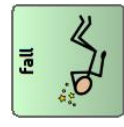
Grow like an apple.



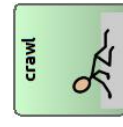
Run like a turkey.



Fall/Float like a leaf.



Crawl/Scurry like a fox.





AACTing It  
Out Cards  
Fall



AACTing It  
Out Cards  
Fall



AACTing It  
Out Cards  
Fall



AACTing It  
Out Cards  
Fall



AACTing It  
Out Cards  
Fall



AACTing It  
Out Cards  
Fall



AACTing It  
Out Cards  
Fall



AACTing It  
Out Cards  
Fall

