

# ARTS & CRAFTS

There is always a fun craft to make any time of the year! Painting, paper crafts, or seasonally themed crafts are always fun, engaging, and relevant. Make sure you model and talk using the AAC device throughout your crafting! But, most importantly have fun being creative.

## CORE WORDS

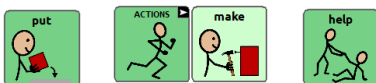
Do	I
Help	You
Like	Mine
Look	Here
Make	There
Need	That
Put	Those
Turn	Pretty
Want	Cool

## MATERIALS

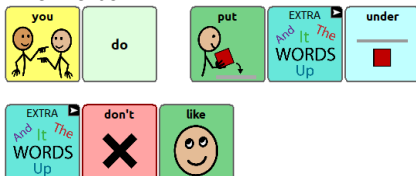
Craft materials: crayons, markers, glue, scissors, paper, etc.	You AAC User AAC Device
--	-------------------------------

## Model it on the AAC Device


One Word:



Two Words:



Three (+) Words:



# Active with AAC

Reasons to Communicate	One Word	Two Words	Three (+) Words
Getting Wants/Needs Met (requesting objects/activities/ permission/attention, etc., directing action/to stop, request help)	Want Need Make Put Help That Colors Shapes	You do I put I want I make Need help Put that Want + color Put here	I put it on Put it there Put it under Put those here I need that one I want+color/shape I need more Can you help me?
Exchange Information (share and show objects, confirm/deny, request information, etc.)	I You Need Like Put That There Want Over Under Those	Put here? I put I like You like? What need? What think? Put there Put under Like there I make Like those	Put it here? I like it Do you like it? What do you need? What do you think? Put it under that I like it there I make this one I like those I don't like that Look at mine
Social Closeness/Etiquette (greet, take turns, comment, etc.)	I You More Again Like Pretty Awesome Uh-oh Cool	I like I do You do My turn I put Like that That pretty That cool Don't like	I like it I do it It's my turn I put it on there That is pretty I don't like that It looks great! That is cool! I don't like it

## Tips to Engage, Expand, and Succeed:

- It's time to get creative! Remember when creating your masterpiece, there is a lot of language happening. You are thinking about what to make, you are talking about the color choices, and you are probably commenting on your work as you go! All these things are perfect to model on the AAC device. Keep your language natural!
- Crafts can be a great time to focus on different categories of core words. Here are some categories and words you may want to focus on:
  - Prepositions: **on, under, over, under, on, in, up, down**
  - Adverbs: **there, here**
  - Determiners: **that, this, those**
  - Colors and Shapes
- Don't forget to talk about your thoughts and opinions as you craft. Some things you might say: **I think it needs XX, I like it like this, I think..., What do you think?**
- Don't force the craft or make it too structured. The AAC user shouldn't need to ask for every crayon or color for every step. Structuring the task this way makes communicating feel like work. We want crafting to be fun and natural!

