

DINOSAURS

T-rex, stegosaurus, brontosaurus...oh my!
Some children love playing with dinosaurs.
It can be a great way for you to model lots
of language while parallel playing.

Get out the dinosaurs and go have fun!

CORE WORDS

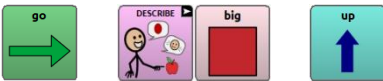
Eat	I
Get	You
Go	It
Like	My
Look	Big
Need	Little
Want	Fast
There	Slow
Up	Colors

MATERIALS


Dinosaurs	You
Dinosaur	AAC User
Accessories	AAC Device

Model It on the AAC Device


One Word:



Two Words:



Three (+) Words:



Active with AAC

Reasons to Communicate	One Word	Two Words	Three (+) Words
Getting Wants/Needs Met (requesting objects/activities/ permission/attention, etc., directing action/to stop, request help)	Go You I Get Want Up Colors Put	You put I want Put on Want + (color) Go up Go in Get it It get	Don't eat me! I want + color Put it there Put it on I want big one Look green one It get on It get it
Exchange Information (share and show objects, confirm/deny, request information, etc.)	Look Like Need I You Put Eat There On Up Colors	Put on? I do/did You put Not need Don't want That slow It fast Look it Look + color Put there Up there	Don't get me It get(got) it! It's going up It eat(ing) it! Don't eat me! Go up there It go fast That one slow It up there! Look this green one It scare me
Social Closeness/Etiquette (greet, take turns, comment, etc.)	I You My Like Oh no! Do Big Little Scary	I like You do My turn It + color Oh no! Don't It get/got It big I'm scared It scary	I like this one! You do it! It is + color. Oh no! It eat it! That one is big! It is scary That one slow. It scared me It runs fast!

Tips to Engage, Expand, and Succeed:

- Get the dinosaurs, the mountain, the trucks, and the people out! Keep your actions and communication natural while playing. Make the dinosaurs go up and down the mountain, make them go in and out of things around you. They can run and chase each other. They may even try to each other! Here are some ideas of language to target while playing:
 - Concepts: **big/little, fast/slow, up/down, colors**
 - Talk about the **big** and **little** dinosaurs. Which one is **fast**? Which dinosaur runs **slow**?
 - You could also talk about other emotions or describing words. Some dinosaurs are **mean**. Some are **nice**. Some dinosaurs are **scary**. Some are **shy**.
- Remember to expand on what the AAC user says. This way you are always modeling the next level of language. If the AAC user says "green", you can say, "Yes, **it is green**." Or, if they say "up", you can say "**It is going up**". You should always try to expand the sentence by 1 or 2 words.
- Point to the words as you talk while you play. It is okay to slow down as you talk. And you don't have to require the child/user to respond, just keep modeling.

Using a low-tech communication board? Or need some choices to help you communicate during this activity?

The following strips can be used as choice boards or fringe vocabulary for the above activity. If you are using this as fringe vocabulary, you will need one of our low-tech flip books or a single page communication board. These boards are available on our website. Download the boards here: <https://saltillo.com/chatcorner/content/29> You can add these a flip book. OR, you can Velcro these to the top/bottom of a single page low-tech core word board.







Attached to a one-page communication board.



Added to the WP 42 Basic flip book.

You can add me with the WordPower 60 Basic Flip Book to the "Groups" tab.

 dinosaur	 brachios	 pterodact	 stegosaur	 triceratop	 t-rex									
										 scary				

You can add me with the WordPower 42 Basic Flip Book to the "Groups" tab.

 dinosaur	 brachios	 pterodactyl	 stegosaurus	 triceratops	 t-rex						
						 scary					