

## GETTING-TO-KNOW-YOU BEACH BALL

This could be a great activity to use in many situations. You can play this at back-to-school time, with a new client, or anytime you want to focus on social questions. You can change the questions up or you can make more than one ball with different questions. This could be a fun way to move away from the table while continuing to communicate.

### CORE WORDS


Do	Good
Go	I
Help	You
Like	Your
Love	Mine
Will	My
Favorite	What
Cool	Who
Fun	That

### MATERIALS


Beach ball	Device
Velcro/glue	AAC user
Questions (written on paper)	You

### Model It on the AAC Device

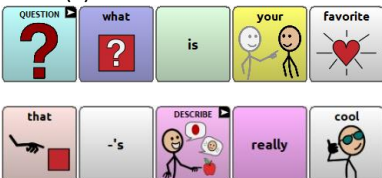
#### One Word:



#### Two Words:



#### Three (+) Words:



## Active with AAC

Reasons to Communicate	One Word	Two Words	Three (+) Words
Getting Wants/Needs Met (requesting objects/activities/ permission/attention, etc., directing action/to stop, request help)	I You My Your Turn Go Help Who	I do I go I help You go Who go Help me My turn Help me	I do it You do it My turn to go Help me do it I will help Who wants it Who wants a turn Your turn to do it
Exchange Information (share and show objects, confirm/deny, request information, etc.)	Who What Like I You Mine Go Turn Me Too Love	Who go Who turn Who want What is What your What like I like I love My favorite Me too My turn	Who is going next Who gets it now Who wants it What is your What is your favorite I like XX I love XX I love that too I like it too My favorite is It's my turn
Social Closeness/Etiquette (greet, take turns, comment, etc.)	I You Mine My Turn Like Love Cool Good	I go Who go My turn Your turn I like I love You like That's cool That's good	I want a go Who is going now It's my turn I like that I like it I love it That's really cool I think that's fun This is fun

### Tips to Engage, Expand, and Succeed:

- To play: whenever someone catches the ball, whatever question is touching (or is closest to) their right thumb is the question they must answer.
- You can find the original Pinterest link here: <https://www.pinterest.com/pin/3940718410065846/?nic=1> You will also find the full instructions for how to play. There are many other ideas for back-to-school games and activities.
- This could also be a great way to incorporate turn-taking and asking questions. You could say: It's **my turn**, Whose **turn** is it?, Is it **your turn**?, Is it **my turn**? Other questions you may ask are: (before throwing the ball) **Who** wants it?, **Who** am I going to throw it to?, **Who** wants a **turn**?, **Who** got it?
- This activity can be adapted to work on other language and vocabulary activities, as well. For example, when learning about community helpers, the questions on the ball can be about those professions (e.g. Who puts out fires?, Who helps keep us safe from bad people?, etc.). If you are working on categories, put a list of objects on the ball and the child has to identify the category (or do the opposite—put categories on the ball and the child has to navigate to that category and list 3 items they like/have/want). If you are working on object functions, you can put those questions on the ball (e.g. what has four legs, a tail, and barks?, etc.).

Using a low-tech communication board? Or need some choices to help you communicate during this activity?

The following strips can be used as choice boards or fringe vocabulary for the above activity. If you are using this as fringe vocabulary, you will need one of our low-tech flip books or a single page communication board. These boards are available on our website. Download the boards here: <https://salttillo.com/chatcorner/content/29> You can add these a flip book. OR, you can Velcro these to the top/bottom of a single page low-tech core word board.

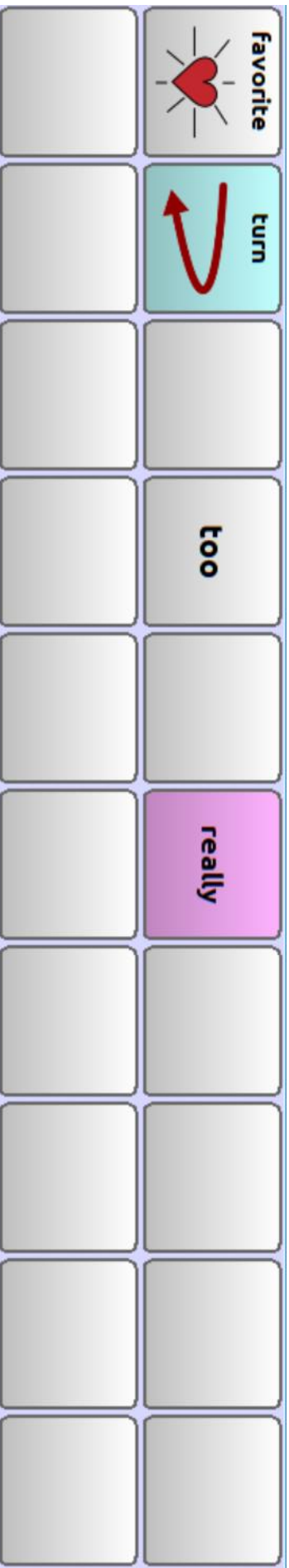


Attached to a one-page communication board.



Added to the WP 42 Basic flip book.

You can add me with the WordPower 60 Basic Flip Book to the "Groups" tab.



You can add me with the WordPower 42 Basic Flip Book to the "Groups" tab.

