

Active with AAC

HOPSCOTCH

You can play hopscotch inside or outside, depending on the weather. Wherever you play this activity is a great way to get the body moving, get some energy out, and to have fun! Since you will be jumping and hopping around while playing, you might want to consider using a low-tech board.

CORE WORDS

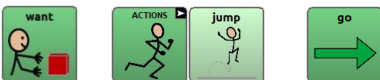
Do	I
Go	It
Help	You
Jump	My
Like	That
More	There
Need	Hard
Play	Tired
Want	More

MATERIALS

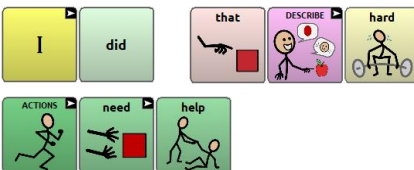
Hopscotch	You
Board	Child/Client
	AAC Device
	(OR a low-tech board)

Model It on the AAC Device


One Word:



Two Words:



Three (+) Words:



Reasons to Communicate	One Word	Two Words	Three (+) Words
Getting Wants/Needs Met (requesting objects/activities/ permission/attention, etc., directing action/to stop, request help)	Go Do Help That Need Want You Jump	You do I do I go Need that Go there Want that I jump I want	I want that I need that I go there I jump there I do more You do more Let's do more You do it!
Exchange Information (share and show objects, confirm/deny, request information, etc.)	Like Need I You Want Need That Go Do More Hard	I do/did You put Need that Not need Don't want Need help You help You need? You like? Do more That hard	That is hard! That is fun! Do you need help? I need help Is it hard? Let's do more! Do you like that? You like that? Let's go more Don't need that Don't want more
Social Closeness/Etiquette (greet, take turns, comment, etc.)	I You My Like There Go Do Play Hard	I like I do You do My turn Like play Do more That hard That fun You like?	It is my turn Is it your turn? I did it! You did it! That is fun That is hard Let's do more I am tired Do you like it?

Tips to Engage, Expand, and Succeed:

- Keep your hopscotch board simple and traditional using numbers or letters to label the boxes. And follow the traditional rules while playing for a simple, but fun activity.
- Or if you are looking for more fun and creative ideas, a quick search on Pinterest will provide a wealth of ideas. We suggest searching "Fun Hopscotch Ideas" on Pinterest.
 - You can create twisting, turning paths; you can target special words or directions; or you can target a small group of core words. Whatever you decide, have fun!
- One fun idea we suggest is pick a group of words you want to target and label the boxes with those words. The AAC user must find the word, make a phrase or sentence, etc. with the word the marker lands on.
- This activity could be a fun time to focus on how our body feels. **Is hopscotch hard to do? Does it make you tired? Does it make you out of breath? Do you need help to do it?** Talk about it!
- This is a great opportunity to teach the words jump and hop, but you can also focus on core words like: **do, go, it, that, there, more, I, you.** And use these core words to create phrases and sentences to communicate while you play.

