

# I SPY

Summer is the perfect time for water play. Water squirters are an awesome way to play and have fun! See the Tips to Engage, Expand, and Succeed section for a fun target game you can create to make this activity more focused. **Be sure to use a low-tech communication board when playing with water!**

## CORE WORDS

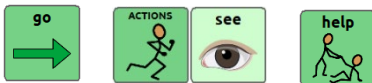
Find	I
Finish	You
Go	It
Help	My
Look	What
Play	Where
See	Don't
Show	Can't
Turn	All done

## MATERIALS


Items found	AAC Device
Around you	AAC User
	You

## Model It on the AAC Device

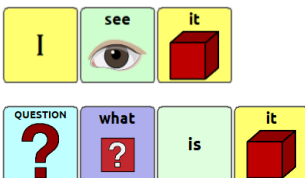
One Word:



Two Words:



Three (+) Words:



# Active with AAC

Reasons to Communicate	One Word	Two Words	Three (+) Words
Getting Wants/Needs Met (requesting objects/activities/ permission/attention, etc., directing action/to stop, request help)	See It That What Where Again Help Show Finished/ all done	See it See that What that? What it? Where it? Do again Help me Show me I finished/all done	Is that it I see it Help see it What is it? Where is it? Let's play again Show it to me Help me find it Need more help
Exchange Information (share and show objects, confirm/deny, request information, etc.)	Look See That There Where What Not Like Next Yes Like	Where that? I see You see You look Where that? I find Not that Don't see Can't find Yes that Don't know	I show you You look there No, not that I see it I don't see it I can't find it You don't know That my favorite I go next Is it+ "color" Is it + "size"
Social Closeness/Etiquette (greet, take turns, comment, etc.)	I You My Turn Go Funny Silly Big/little Up/down Colors Cool	Let's play My turn I go You go That funny You silly It + up/down It + "size" It + "color" That good Got it!	I see it I find/found it You find/found it You got it! Cool! Let's play again It is "color" It is "size" That was cool This is fun

### Tips to Engage, Expand, and Succeed:

- Remember to keep comments natural while you play – think about what others say when playing I Spy. Model at and 1-2 words above where your child is.
- Make sure you model and talk about the process.** It may be helpful to start with a small set of objects set out in front of you. Tell your child “I’m thinking of one of these three things and I’m going to give you clues about it. Let me give you clues then you show me which one.”
- When it’s her/his turn, **model asking questions** to guess what your child has picked out as their spied object. This also gives you the opportunity to **model descriptive words** to what you think they want you to guess: **“Is it big/little? Is it pink/blue/green? Is it soft/hard/ cute/pretty/ugly/ yuk/delicious/fun/funny/new/old/dirty/clean/stinky? Up high? Down low?”**
- Introduce and reinforce use of adjectives such as those listed above. After your object has been located ask your child what word they would use to describe it. Take any word produced and have fun with it.
  - Example child produces “dog”. You could say “Dog? Yeah, maybe the dog thinks it is **stinky/cool/pretty.**” Or “It is **soft** like a dog.” Model one or two descriptive words but make sure you acknowledge whatever word they used.

Using a low-tech communication board? Or need some choices to help you communicate during this activity?

The following strips can be used as choice boards or fringe vocabulary for the above activity. If you are using this as fringe vocabulary, you will need one of our low-tech flip books or a single page communication board. These boards are available on our website. Download the boards here: <https://saltillo.com/chatcorner/content/29> You can add these to a flip book. OR, you can Velcro these to the top/bottom of a single page low-tech core word board.



Attached to a one-page communication board.











Added to the WP 42 Basic flip book.

You can add me with the WordPower 60 Basic Flip Book to the "Groups" tab.

 I spy...	 find			 new	 old	 hard	 soft		
				 pretty	 ugly				

You can add me with the WordPower 42 Basic Flip Book to the "Groups" tab.

 I spy...	 find	 hard	 soft	 new	 old		
				 pretty	 ugly		