

LEAF PRINTS

Fall is in the air! Time to get outside and enjoy the sights, smells, and cooler weather. This fall is the perfect time to go for a walk, collect fallen leaves, and make a beautiful art project from them. Make sure to stay in the moment while communicating and enjoy this wonderful fall activity.

CORE WORDS

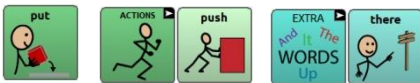
Do	I
Give	You
Help	It
Like	There
Look	That
Need	Here
Push	Pretty
Put	Up/Down
Turn	"Colors"

MATERIALS

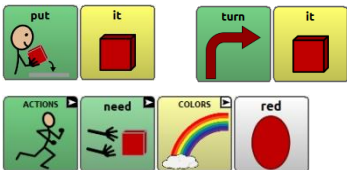
Leaves	Child/client
Markers	You
Paints	AAC Device
Crayons	
Paper	

Model It on the AAC Device

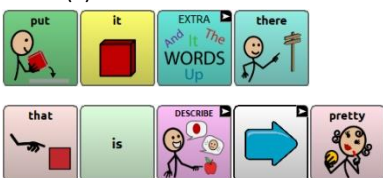
One Word:



Two Words:



Three (+) Words:



Active with AAC

Reasons to Communicate	One Word	Two Words	Three (+) Words
Getting Wants/Needs Met (requesting objects/activities/ permission/attention, etc., directing action/to stop, request help)	Look Do Put Push Help Give Turn Need	I do Put it Put up Help me Give that Give "color" Turn it Need that	I do it Put it up there Can you give me that Need to turn it Give it to me I need that Push it down Look at that
Exchange Information (share and show objects, confirm/deny, request information, etc.)	I You Need Push There That Here Put Look Help Give	Put here I do/did You put Need "color" Not there Don't like Not that I like Like there Push it Look it	Did you put it on? You need more You want that? Don't put it there I don't like that Look at that I like that I like it here Push it down I need that one Help me do it
Social Closeness/Etiquette (greet, take turns, comment, etc.)	I You It Like Pretty Cool Turn Do Colors	I like I do You do My turn I put That pretty It pretty I give It "color"	I like it! I do it You do it I put it there That is pretty I don't like I give it to I want "color" I like those colors

Tips to Engage, Expand, and Succeed:

- There are so many crafts you can do with leaves. Head to Pinterest for directions and more ideas. We searched "leaf print ideas for kids". Some of our favorites are:
 - Leaf Rubbings (put paper over the leaf and use a crayon to create a print)
 - Leaf Prints (using markers color the leaf, then press on paper or rocks, etc.)
 - Leaf Painting (secure leaves to paper and paint over and around, remove leaves to create the shape)
 - Leaf Hand Prints (create leaves from the outline of your hand)
- These activities can be divided into two parts: 1. the walk and gathering the leaves and 2. creating the leaf print. But, you can use the same words during both parts. Some core words you could use are: **look, there, that, give, pretty, colors, need, put**
- Create your own leaf print and model the craft and language for the child by thinking out loud where to place your leaves, what colors to choose, etc. For example:
 - **I like this one; I think I'll put it here; I need the green; Now, I need yellow; Hmmm...I don't like that; I'm pushing it down, Do you like it?**
- Create more opportunities by sabotaging. Put the leaves or markers just out of reach to encourage requests. Give the child markers/paints with the lids on so they have to ask for help. Give the wrong item requested to encourage protests. Ask their opinion to encourage comments.

Using a low-tech communication board? Or need some choices to help you communicate during this activity?

The following strips can be used as choice boards or fringe vocabulary for the above activity. If you are using this as fringe vocabulary, you will need one of our low-tech flip books or a single page communication board. These boards are available on our website. Download the boards here: <https://saltillo.com/chatcorner/content/29> You can add these a flip book. OR, you can Velcro these to the top/bottom of a single page low-tech core word board.



Attached to a one-page communication board.










Added to the WP 42 Basic flip book.

You can add me with the WordPower 60 Basic Flip Book to the "Groups" tab.

 leaf	 tree											
								 crayon	 marker	 paint	 paintbrsh	 paper

You can add me with the WordPower 42 Basic Flip Book to the "Groups" tab.

 leaf	 tree											
								 crayon	 marker	 paint	 paintbrsh	 paper