

SIDEWALK CHALK

As the weather gets warmer, it's a perfect time to get outside and enjoy it! You don't have to spend a lot of money or go anywhere.

Keep reading for some ideas on how to model on the AAC device while drawing and playing.

CORE WORDS


I	Like
You	Play
Color	See
Get	Look
Have	Make
Put	More
Do	In
Turn	Out
Want	Colors

MATERIALS

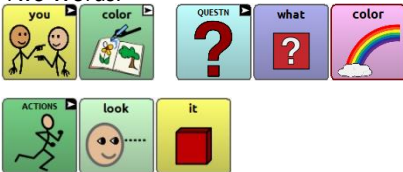
Sidewalk/	Child
Driveway	You
Chalk	AAC Device

Model It on the AAC Device


One Word:



Two Words:



Three(+) Words:



Active with AAC

Reasons to Communicate	One Word	Two Words	Three(+) Words
Getting Wants/Needs Met (requesting objects/activities/ permission/attention, etc., directing action/to stop, request help)	I You Want Look Color Do Put In	I see See it Open it Put in Look it Color it Want (+ color) Need color	I see it Put it in I like it You color it You do it I want it I want color I need (+ color)
Exchange Information (share and show objects, confirm/deny, request information, etc.)	Like Look See Make More Have "Color" (red, etc.) Turn What	I see I help I have I color Have (+ color) You have? Have it? Like it? What color? Look it Do more?	I see it I like it What color want? Do you like? What you make? Make it (+ color) You have it Get more (+ color) Look it (+ color) I get it I do it
Social Closeness/Etiquette (greet, take turns, comment, etc.)	I You More Want Like Get Do See "Colors"	You do My turn I like I make I color Like color Like (+ color) More (+ color) Want (+ color)	I like it I have it You get it It look good I like (+ color) It is (+ color) I want (+ color) I do it I color it

Tips to Engage, Expand, and Succeed:

- There are so many fun ideas on Pinterest for sidewalk chalk. From towns and highways to astronauts and mermaids, here are few design ideas to help you get started. Have fun drawing and spending time with your child! Check out the links below:
 - <https://www.pinterest.com/pin/259660734745026189/>
 - <https://www.pinterest.com/pin/297659856618494173/>
- If you make a town or other design, have fun playing in the design. If you make a road, get out some toy cars. If you draw an astronaut, draw some aliens and have a conversation ("Where do you live?"; "What do you do?", etc.).
- Try to avoid making this seem like work and having the child ask for each and every color chalk they want. Instead, focus on commenting on the drawings and the colors. Keep it natural!
 - E.g.: I **like** that!; That **looks** great!; I **like green**.; etc.
- Start by asking the child what they want to color or create. Let them guide you.