

SWING

Most everyone enjoys swinging! Swinging is fun and can be good for our sensory systems. So, spend some time today on the swing, but there is still plenty to say. Read on below for ideas on what you can do and say to model language while swinging. Have fun!

CORE WORDS

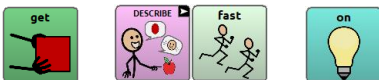
Do	I
Get	You
Go	Me
Help	It
Like	Fast
Push	Slow
Put	High
Spin	Please
Want	More

MATERIALS

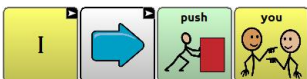
Swing	Child/Client
	You
	AAC Device

Model It on the AAC Device

One Word:



Two Words:



Three (+) Words:



Active with AAC

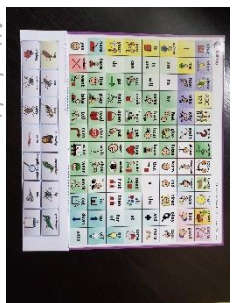
Reasons to Communicate	One Word	Two Words	Three (+) Words
Getting Wants/Needs Met (requesting objects/activities/ permission/attention, etc., directing action/to stop, request help)	Go On In Push Put You Up Stop	Get on Get in Push me Put in Go fast Spin me I do You do	I get on Put me on Help me on Push me fast Spin me fast I do it I want to stop I want to go more
Exchange Information (share and show objects, confirm/deny, request information, etc.)	I You More Like Push On That Go High Fast Spin	Push me Spin me On that Do that Go fast Go more More fast Get on Go more Spin more Like it	I push you Spin me please Get on that one Want go fast Let's go more Push me more Like go fast Will you push me I like fast I like slow Stop it please
Social Closeness/Etiquette (greet, take turns, comment, etc.)	I You My Like Go Do High Fun More	I like Like this I do You do My turn More push Go fast Go slow It stop	I like this This is fun I do it You do it Push me more Let's go fast That was fast I go fast You go slow

Tips to Engage, Expand, and Succeed:

- Swinging inside? Swinging outside? It doesn't matter where you swing, just make sure you are having fun! But, depending on the situation, you may choose to use a low-tech board for communication (just in case to protect the device).
- Swinging provides our body with sensory input (to the vestibular system) that can be calming or can excite us. In either case, make sure that you are finding the right times to communicate without making it seem like "work".
 - When the swing stops, you can take the time to comment (that was fun, that was fast, you were spinning fast, etc.). Also, you could ask "What next" (if they want to pick a different activity, recurrence, or something else). But, don't make the AAC user ask for every push, that isn't natural and can be off-putting
 - When getting on the swing, make the AAC user request help or a push. You could also find out if they want to go fast or go slow.
- Don't anticipate the needs of the AAC user! Make sure you are allowing the AAC user time to initiate communication. It is also important to wait for answer; wait 10-20 seconds for an answer after you have asked the AAC user a question.

Using a low-tech communication board? Or need some choices to help you communicate during this activity?

The following strips can be used as choice boards or fringe vocabulary for the above activity. If you are using this as fringe vocabulary, you will need one of our low-tech flip books or a single page communication board. These boards are available on our website. Download the boards here: <https://salttilo.com/chatcorner/content/29> You can add these to a flip book. OR, you can Velcro these to the top/bottom of a single page low-tech core word board.


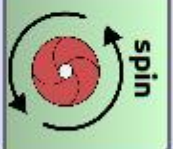



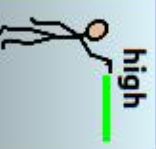
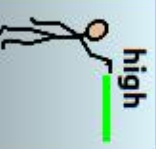







Attached to a one-page communication board.






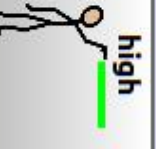
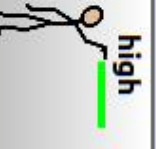







Added to the WP 42 Basic flip book.

You can add me with the WordPower 60 Basic Flip Book to the "Groups" tab.

 push	 spin																	 fast	 fast		
 swing																			 high	 high	
																			 low	 low	
	 spin																			 slow	 slow

You can add me with the WordPower 42 Basic Flip Book to the "Groups" tab.

 push	 spin																		 fast	 fast	
 swing																			 high	 high	
																			 low	 low	
	 spin																			 slow	 slow