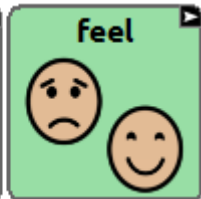




I feel _____ when...




Mom says, Let's go get ice cream!



Cut along line

I have not had snack today.



Cut along line

I see my friend at the ice cream store.



Cut along line


My friend dropped his ice cream.



I feel .

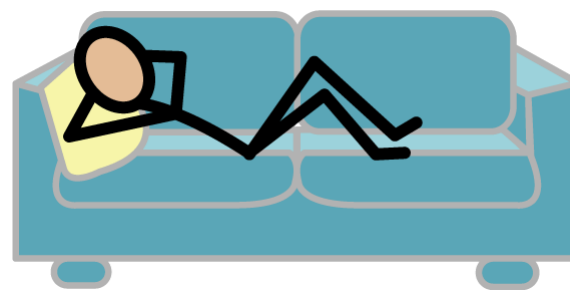

Cut along line

I have a lot of ice cream to share.





Cut along line

It is the end of the day.



Cut along line



Print this page to use as removable icons. **Cut** and **lamine** them. Place **Velcro** (clear if available) on the back. Store on last page of book on top of like icons. Use in sentences as a manipulative. Place a second receiving Velcro piece on the sentences in the book so student can complete the sentence starter.

Shared reading: Communication partner can read the sentences. Look at the pictures. Let the student decide how they feel with each situation. Answers are not right or wrong, but communication partner can comment how they would feel with each one. Let the student reread their feeling sentences using their completed sequences.

