

Let's teach


I

Me, myself, and I. Those are three very important words. Often children will first learn and use the possessive first person pronoun "mine" but I is another early developing pronoun. Teaching pronouns can be a tricky endeavor. Imagine: if I want to teach you how to say I when you refer to yourself, I may have to use many pronouns along the way. That being said, it can be done! One of the best ways to start is to model I on the device every time you say it.




FIND

Find the word in the vocabulary. I is a pronoun, so it will typically be a yellow word. It is often located on the home page of many vocabularies. If you can't find I, use the Word Finder feature to learn where it is. If it is not in the vocabulary, you may want to add it (or unhide it).



INTRODUCE


Use I in context and try to explain it at the learner's level. Modeling, touching the word in the vocabulary as you say it, may help. Here's an example: "If I (touching self) want something I can say 'I want.'" If [learner's name] (touching learner) wants something, [learner's name] can say 'I want...'. I is the word people use to talk about themselves. It is a yellow word that usually starts the sentence"



MODEL

Model the word throughout the day, touching I in the vocabulary anytime you say it.

- "I do it."
- "I like it."
- "I want more."
- "I need to go."
- "I am ready."




ENCOURAGE

Create activities to provide lots of models and practice with I.

Book: tons of options! *Green Eggs & Ham* (I do not, I will not, I am) by Dr. Seuss; *Brown Bear, Brown Bear* (I see); *Polar Bear* (I hear) by Bill Martin/ Eric Carle.

Game: I spy (see)...

Snack: "I (want) eat + snack." "I want more." "I am ready." "I am all done/finished."



EXPECT

Create opportunities for the learner to say the word. Make sure to wait and look at them so they know it is expected.

Ask "Who wants to do ___?" Learner's response: "I do!"

Write lots of books using "I + verb" as the sentence starter (e.g., I can... I like... I see... I feel...). Don't forget about the "Save Message" feature on the Stories & Scripts pages.