

## Let's teach ask


Do you have a question? Go ahead and **ASK** someone.

The word **ASK** is when we have a question and need to gather more information. We **ASK** several questions throughout the day to different people. Children start **ASKing** questions soon after they start talking, even if in simple, one-word utterances, like "Dad?" ("Where is Dad?") Start teaching the word **ASK** each time you **ASK** someone a question.




### FIND

Find the word in the vocabulary. **ASK** is a verb, so it will typically be a green word. It is often located on the ACTIONS page of many vocabularies. If you can't find **ASK**, use the Word Finder feature to learn where it is. If it is not in the vocabulary, you may want to add it.



### INTRODUCE

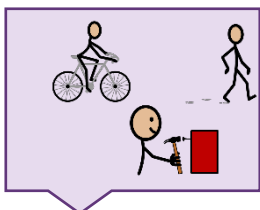
Use **ASK** in context and try to explain it at the learner's level. Modeling, touching the word in the vocabulary as you say it, may help. Here's an example: "**ASK** is what we do when we have a question."



### MODEL

Model the word throughout the day, touching **ASK** in the vocabulary anytime you say it.

"**ASK** me a question." "Can I **ASK** you something?" "He **ASKs** the teacher what time lunch is." "I won't **ASK** you again." "I'm not sure, let's go **ASK** someone."




### ENCOURAGE

Create activities to provide lots of models and practice with **ASK**.

Book: **ASK Me** by Bernard Waber

Game: 20 Questions. "Your turn to **ASK** a question."

Activity: Interview a family member or friend. "I want to **ASK** you something."



### EXPECT

Create opportunities for the learner to say the word. Make sure to wait, and look so they know it is expected.

Learn something new from a friend. Start a conversation by **ASKing** a question. "I have something to **ASK** you." **ASK** about favorite foods, activities, or places to visit.