

## Let's teach bad


This food tastes **BAD**. She is a **BAD** singer. The description word **BAD** can be used to express something is unpleasant, poor quality, or injured.

The ability to express and describe something that is **BAD** is an important part of commenting. It gives us a way to communicate our opinion when we don't like something.




### FIND

Find the word in the vocabulary. **BAD** is an adjective and will typically be a pink word. It is often located on the DESCRIBE page of many vocabularies. If you can't find **BAD**, use the Word Finder feature to learn where it is. If it is not in the vocabulary, you may want to add it.



### INTRODUCE

Use **BAD** in context and try to explain it at the learner's level. Modeling, touching the word in the vocabulary as you say it, may help. Here's an example: "**BAD** could mean something you don't like or is wrong."




### MODEL

Model the word throughout the day, touching **BAD** in the vocabulary anytime you say it.

"This **BAD** apple is moldy." "You are acting **BAD**."

"I have some **BAD** news." "He is feeling **BAD** today."

"She has a **BAD** leg."




### ENCOURAGE

Create activities to provide lots of models and practice with **BAD**.

Book: Talk about heroes and **BAD** villains in various stories.

Snack: Decide if it tastes "good or **BAD**."

Activity: Clean the fridge. Find fresh and **BAD** foods  
Create opportunities for the learner to say the word. Make sure to wait, and look so they know it is expected.



### EXPECT

For *comments*: Ask after a book or movie, "Was this good or **BAD**?" and look for a response.

For *questions*: If someone looks sick or injured, asking "Do you feel **BAD**?"