

Let's teach bring


BRING is an action word, therefore it can be a very visual concept to teach and model throughout the day. We **BRING** things with us all the time, such as our bag, keys, etc.

The word **BRING** involves taking something or someone to somewhere else, "They will **BRING** the cake" or "Can I **BRING** a friend?" It could also mean causing something to happen, "Summer **BRINGS** the sun."




FIND

Find the word in the vocabulary. **BRING** is a verb, so it will typically be a green word. It is often located on the ACTIONS page of many vocabularies. If you can't find **BRING**, use the Word Finder feature to learn where it is. If it is not in the vocabulary, you may want to add it.



INTRODUCE

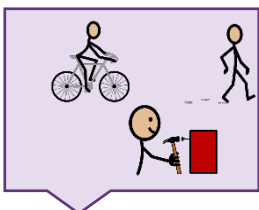
Use **BRING** in context and try to explain it at the learner's level. Modeling, touching the word in the vocabulary as you say it, may help. Here's an example: "**BRING** means you take something from one place to another or make something happen."



MODEL

Model the word throughout the day, touching **BRING** in the vocabulary anytime you say it.


"They will **BRING** a pie." "Please **BRING** me a hammer." "I am **BRINGING** my dog to school." "Who is **BRINGING** the game?" "**BRING** the water to a boil."



ENCOURAGE

Create activities to provide lots of models and practice with **BRING**.

Book: "If You Ever Want to **BRING**..." books by Elise Parsley
Song: Bumble bee - "I'm **BRINGING** home a baby bumble bee."
Activity: Scavenger Hunt. "**BRING** me something blue"



EXPECT

Create opportunities for the learner to say the word. Make sure to wait, and look so they know it is expected.

For *requests*, substitute **BRING** for 'want' or 'need'.

"**BRING** me the ____"

For *comments*, "That **BRINGS** me joy."