

## Let's teach cool



The word **COOL** has many meanings. If something is cold, we could say "The water is **COOL** right now." If we want to remain calm, we could say "You need to remain **COOL** and collected."

If something is really neat, we could say "That musician is so **COOL!**" Each of us have different interests and things we think are **COOL**. You can talk about this and share what you think throughout the day.




### FIND

Find the word in the vocabulary. **COOL** is an adjective, so it will typically be a pink word. It is often located on the DESCRIBE page of many vocabularies. If you can't find **COOL**, use the Word Finder feature to learn where it is. If it is not in the vocabulary, you may want to add it.



### INTRODUCE

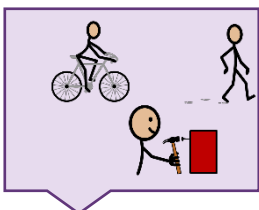
Use **COOL** in context and try to explain it at the learner's level. Modeling, touching the word in the vocabulary as you say it, may help. Here's an example: "**COOL** could mean something is slightly cold or that it is really awesome."



### MODEL

Model the word throughout the day, touching **COOL** in the vocabulary anytime you say it.

"That looks **COOL**." "Is it **COOL** outside?" "He stayed **COOL** during the argument." "She is a **COOL** person." "Time to change into something **COOLER**."




### ENCOURAGE

Create activities to provide lots of models and practice with **COOL**.

Book: A book about seasons. Talk about when it gets **COOL** in the fall.

Snack: **COOL** off hot foods by blowing on it.

Activity: Pack a **COOLER** for a trip. Talk about how food will stay **COOL** in there.



### EXPECT

Create opportunities for the learner to say the word. Make sure to wait, and look so they know it is expected.

Encourage commenting on things that are highly preferred by saying "That is **COOL!**"

If food is too hot, encourage the use of "**COOL** off."