

Let's teach different


DIFFERENT one. **DIFFERENT** color. **DIFFERENT** pants. **DIFFERENT** pants. **DIFFERENT** cookie. **DIFFERENT** game. **DIFFERENT** TV show. **DIFFERENT** person.

As you can see the word **DIFFERENT** is very powerful. It allows you to control what you want, or do not want. It is also a fun word to use as you explore your world and all the opposites you find along the way.




FIND

Find the word in the vocabulary. **DIFFERENT** is an adjective, so it will typically be located on the DESCRIBE page of many vocabularies. If you can't find **DIFFERENT**, use the Word Finder feature to learn where it is. If it is not in the vocabulary, you may want to add it.



INTRODUCE

Use **DIFFERENT** in context and try to explain it at the learner's level. Modeling, touching the word in the vocabulary as you say it, may help. Here's an example: "**DIFFERENT** could mean not the same. **DIFFERENT** means something else. "I want a **DIFFERENT** one."



MODEL

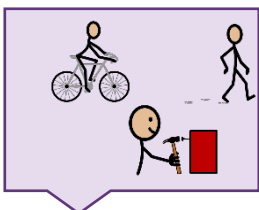
Model the word throughout the day, touching **DIFFERENT** in the vocabulary anytime you say it.

"Do you want a **DIFFERENT** one?"

"I'm looking for something **DIFFERENT**."

"I want a **DIFFERENT** color."

"Try something **DIFFERENT**."




ENCOURAGE

Create activities to provide lots of models and practice with **DIFFERENT**.

Book: *I like **DIFFERENT** Books with **DIFFERENT** Looks* by Susan McDonald

Snack: Decorate cookies and see how they are **DIFFERENT**.

Activity: Make **DIFFERENT** fun faces out of paper plates. Talk about how they are **DIFFERENT**.



EXPECT

Create opportunities for the learner to say the word. Make sure to wait, and look so they know it is expected.

When offering a drink or snack, especially a non preferred item, ask if they want something **DIFFERENT**.

Talk about **DIFFERENT** weather.

What do we do for **DIFFERENT** weather? Sunscreen, umbrella?