


Let's teach fun

Who likes to have **FUN**? I like to have **FUN**! Kids and adults like to do things that are **FUN**! We can describe an activity as **FUN** and add to the excitement of the event. Adding describing words to our vocabulary increases opportunities to tell someone what you think about the activity. It's more than telling someone you like it, you can tell them "it was **FUN**!" Birthday parties are **FUN**! The playground is **FUN**! Talking to my friends is **FUN**! Let's have some **FUN**!




FIND

Find **FUN** in the vocabulary. **FUN** is often used as an adjective. It is often located on the DESCRIBE page of many vocabularies. If you can't find **FUN**, use the Word Finder feature to learn where it is. If it is not in the vocabulary, you may want to add it.



INTRODUCE

Use **FUN** in context and try to explain it at the learner's level. Modeling, touching the word in the vocabulary as you say it, may help. Here's an example: "FUN could mean something is enjoyable. "The game was **FUN**."



MODEL

Model the word throughout the day, touching **FUN** in the vocabulary anytime you say it.

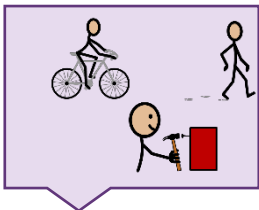
"He had a lot of **FUN** swimming."

"The buckets are **FUN** to play with at the beach."

"Did you have **FUN** on vacation?"

"I had so much **FUN**!"

"She is **FUN** to talk to."




ENCOURAGE

Create activities to provide lots of models and practice with **FUN**.

Book: *My New Friend Is So FUN!* By Mo Willems

Game: Have **FUN** - play *Pie Face!* Game

Activity: Make a **FUN**ny face flip book. Lots of **FUN** times together!



EXPECT

Create opportunities for the learner to say the word. Make sure to wait, and look so they know it is expected.

Add **FUN** to current requests, questions, and comments.

For *questions*, "Will it be work or **FUN**?"

For *requests*, "Can we do something **FUN**?"

For *comments*, "That was so much **FUN**!" or "It was **FUN**"