

# Let's teach help


## HELP!

Can I **HELP** you? Can you **HELP** me? I need **HELP**! Everyday we may offer **HELP** or we may need **HELP**. **HELP** me up, please. **HELP** getting dressed. **HELP** with homework. I want to **HELP** make cookies. Let's **HELP** clean up! We use **HELP** a lot! **HELP** is powerful. Let's **HELP** each other use **HELP** all day, everyday!




### FIND

Find the word in the vocabulary. **HELP** is a verb, so it will typically be a green word. It is often located on the home and ACTIONS page of many vocabularies. If you can't find **HELP**, use the Word Finder feature to learn where it is. If it is not in the vocabulary, you may want to add it.



### INTRODUCE

Use **HELP** in context and try to explain it at the learner's level. Modeling, touching the word in the vocabulary as you say it, may help. Here's an example: "**HELP** could mean giving or receiving assistance with something that might be difficult. "Let me **HELP** you with that, it looks heavy!"



### MODEL

Model the word throughout the day, touching **HELP** in the vocabulary anytime you say it.

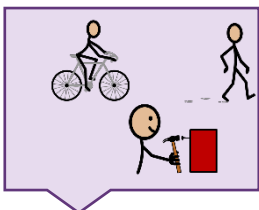
"Can I **HELP** you make cookies?"

"We can **HELP** him build a fort!"

"Ask her for **HELP**."

"**HELP** yourself to some food."

"Every bit will **HELP** us."




### ENCOURAGE

Create activities to provide lots of models and practice with **HELP**.

Book: *I Can **HELP*** by David Hyde Costello

Snack: **HELP** make a trail mix

Activity: **HELP** each other build a city with LEGOS®



### EXPECT

Create opportunities for the learner to say the word. Make sure to wait, and look so they know it is expected.

Add **HELP** to current requests, questions, and comments.

For *missing objects*, encourage questions "Can you **HELP** me find it?"

For *requests*, "I want **HELP** with this"

For *comments*, "I can **HELP** you" or "You **HELP**ed clean up"