

Let's teach hot


The word **HOT** is a description word that can be easy to teach. Explain and show the word's meaning in certain situations. On a **HOT** day, talk about the **HOT** weather. At bath time, talk about the **HOT** water. During meal time, talk about the **HOT** food. It is also good to explain that **HOT** things can be dangerous too, like the stove or campfire.

You can also use the word **HOT** to describe other items, like a **HOT** dog or **HOT** air balloon.




FIND

Find the word in the vocabulary. **HOT** is an adjective. It will typically be a pink word. It is often located on the DESCRIBE page of many vocabularies. If you can't find **HOT**, use the Word Finder feature to learn where it is. If it is not in the vocabulary, you may want to add it.



INTRODUCE

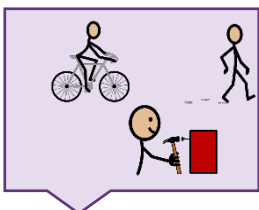
Use **HOT** in context and try to explain it at the learner's level. Modeling, touching the word in the vocabulary as you say it, may help. Here's an example: "**HOT** is when something feels very warm and may be painful to touch. It is the opposite of *cold*."



MODEL

Model the word throughout the day, touching **HOT** in the vocabulary anytime you say it.

"The water feels **HOT**." "Do you want it **HOT** or cold?" "Let's eat the **HOT** dog." "Look at the **HOT** air balloon." "It is **HOT** outside today."




ENCOURAGE

Create activities to provide lots of models and practice with **HOT**.

Song: **HOT** Cross Buns

Game: **HOT** Potato

Activity: Cooking a **HOT** dish.



EXPECT

Create opportunities for the learner to say the word. Make sure to wait, and look so they know it is expected.

Add **HOT** to describe current requests and comments.

For *requests*, "Make it **HOT**."

For *comments*, "It's too **HOT**!"