

Let's teach it


I want **IT**. **IT** is blue. **IT** is time to go. **IT** is a common core word that is used frequently in our communication.

Since **IT** is a pronoun, it can represent a variety of objects, or concepts that are not visually present at the time. **IT** can also begin a sentence to provide more information: "**IT** is over there." "**IT** starts in 30 minutes."




FIND

Find the word in the vocabulary. **IT** is a pronoun, so it will typically be a yellow word. It is often located on the home page of many vocabularies. If you can't find **IT**, use the Word Finder feature to learn where it is. If it is not in the vocabulary, you may want to add it.



INTRODUCE

Use **IT** in context and try to explain it at the learner's level. Modeling, touching the word in the vocabulary as you say it, may help. Here's an example: "**IT** could mean an object. **IT** can explain objects in a very general way. **IT** can start a sentence to provide extra information."

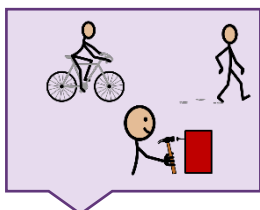


MODEL

Model the word throughout the day, touching **IT** on the device anytime you say it.

"**IT** is sunny today" "Where is **IT**?" "Go get **IT**."

"**IT** is mine." "**IT** is round."



ENCOURAGE


Create activities to provide lots of models and practice with **IT**.

Activity: Scavenger hunt. Ask "Where is **IT**?"

Activity: Show and Tell. Ask "What is **IT**?"

Game: Tag. Say "You are **IT**"

Game: I Spy. Say "I spy something. **IT** is yellow and round."



EXPECT

Create opportunities for the learner to say the word. Make sure to wait, and look so they know it is expected. Add **IT** to current requests, questions, and comments.

For *missing objects*, encourage questions "Where is **IT**?"

For *requests*, "I want **IT**"

For *comments*, "I like **IT**" or "**IT** is blue"