


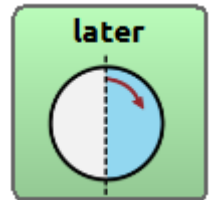
Let's teach later

"See you **LATER** alligator" or even shortened "See you **LATER**" are expressions that almost everyone knows and uses. Why? It may be because **LATER** helps us indicate some point in the future. It is general enough, so if we are sure on the exact day or time, we can just use **LATER**. We might also use it to put off an unpreferred task until **LATER**, like our chores or homework. When do you catch yourself saying the word **LATER**?




FIND

Find the word in the vocabulary. **LATER** relates to time, so it is often located on the "Time" page of many vocabularies. If you can't find **LATER**, use the Word Finder feature to learn where it is. If it is not in the vocabulary, you may want to add it.



INTRODUCE

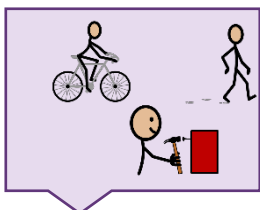
Use **LATER** in context and try to explain it at the learner's level. Modeling, touching the word in the vocabulary as you say it, may help. Here's an example: "**LATER** means not now. **LATER** might mean after lunch or tomorrow. We often say 'See you **LATER**.'"



MODEL

Model the word throughout the day, touching **LATER** in the vocabulary anytime you say it.


- "Can we talk **LATER**?"
- "Check you **LATER**."
- "I will do it **LATER**."
- "See you **LATER** alligator."



ENCOURAGE

Create activities to provide lots of models and practice with **LATER**.

- Song: Search for "See you **LATER** Alligator" song on YouTube
- Writing: Brainstorm different ways to say bye using **LATER**.
- Planner: Help learner organize tasks into "do now" vs "do **LATER**"



EXPECT

Create opportunities for the learner to say the word. Make sure to wait, and look so they know it is expected.

- Give learner the choice to do it "now or **LATER**."
- Add "See you **LATER**" as a social comment & teach its use.