

Let's teach look



Hey, **LOOK** at that!

The word **LOOK** helps us to direct our attention to something. We typically like to show people things by telling them to **LOOK** at it. We may be **LOOK**ing at something new, funny or important. Regardless of what we **LOOK** at, it is a word that can be introduced early to share attention to something.




FIND

Find the word in the vocabulary. **LOOK** is a verb, so it will typically be a green word. It is often located on the **ACTIONS** page of many vocabularies. If you can't find **LOOK**, use the Word Finder feature to learn where it is. If it is not in the vocabulary, you may want to add it.



INTRODUCE

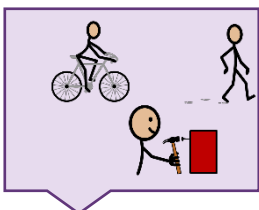
Use **LOOK** in context and try to explain it at the learner's level. Modeling, touching the word in the vocabulary as you say it, may help. Here's an example: "**LOOK** is when you see something and direct your head and eyes to it."



MODEL

Model the word throughout the day, touching **LOOK** in the vocabulary anytime you say it.

"**LOOK** at me." "Where should I **LOOK**?" "**LOOK** both ways before you cross the road." "That meal **LOOKS** delicious." "I really like his **LOOK** today."




ENCOURAGE

Create activities to provide lots of models and practice with **LOOK**.

Book: **LOOK** by Jeff Mack

Game: Scavenger Hunt. **LOOK** for specific items.

Activity: Go for a walk. Point out new things. "**LOOK**, it's a ..."



EXPECT

Create opportunities for the learner to say the word. Make sure to wait, and **LOOK** so they know it is expected.

To gain someone's attention at home and school, encourage the use of "**LOOK**."