


Let's teach love

"I **LOVE** you." Those are perhaps three of the best words to hear from your child, your spouse, or a dear friend. Due to its emotional value, the word **LOVE** is the topic of many songs, books, and conversations. It conveys a feeling of value and appreciation and makes people feel good. In addition to people, we use the word to express our feelings toward food, toys, activities, actions, and places. "I **LOVE** ice cream with sprinkles. Swimming is my favorite, I just **LOVE** it!." What do you **LOVE**?"




FIND

Find the word in the vocabulary. **LOVE** is a verb, so it will typically be a green word. It is often located on the "Actions" page of many vocabularies. If you can't find **LOVE**, use the Word Finder feature to learn where it is. If it is not in the vocabulary, you may want to add it.



INTRODUCE

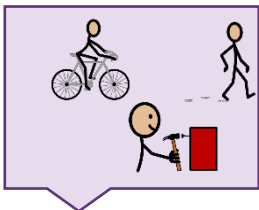
Use **LOVE** in context and try to explain it at the learner's level. Modeling, touching the word in the vocabulary as you say it, may help. Here's an example: "**LOVE** means to like someone or something a lot. For example, you **LOVE** Mom, Dad..."



MODEL

Model the word throughout the day, touching **LOVE** in the vocabulary anytime you say it.

- "Don't you just **LOVE** that."
- "I **LOVE** it when you listen."
- "You really **LOVE** skittles."
- "Do you **LOVE** it or hate it?"
- "I **LOVE** that! Great job."




ENCOURAGE

Create activities to provide lots of models and practice with **LOVE**.

Song: *Skidamarink: I **LOVE** you*

Activity: Graph things you **LOVE** vs. things you don't **LOVE**

Book: *Guess How Much I **LOVE** You*



EXPECT

Create opportunities for the learner to say **LOVE**. Make sure to wait, and look so they know it is expected.

Use the "Save Message" feature on the "Story Template" page to help the learner write about things he/she **LOVES**.

Ask the learner's opinion about various activities, items. "Do you not like, like, or **LOVE** it?"