

Let's teach not



The word **NOT** is used to express negation, refusal or denial. **NOT** is a useful word for the learner to express the need for something different or refusal. The learner might hear the the word **NOT** throughout the day. Let's give them a chance to use **NOT** too!

NOT that one! That is **NOT** funny! I told you **NOT** to do it. I did **NOT** do it! We could **NOT** stay. I do **NOT** agree. **NOT** again! **NOT** yet.




FIND

Find **NOT** in the vocabulary. **NOT** is an adverb. Because it expresses negation, it will typically be a red word. It is often located on the EXTRA WORDS page of many vocabularies. If you can't find **NOT**, use the Word Finder feature to learn where it is. If it is **NOT** in the vocabulary, you may want to add it.



INTRODUCE

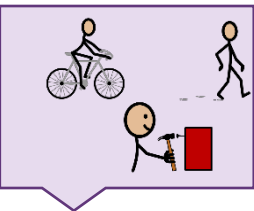
Use **NOT** in context and try to explain it at the learner's level. Modeling, touching the word in the vocabulary as you say it, may help. Here's an example: "**NOT** could mean you don't want that one or it is something else.



MODEL

Model the word throughout the day, touching **NOT** in the vocabulary anytime you say it.

"I'm **NOT** afraid."
"It's **NOT** your turn."
"We are **NOT** going."
"**NOT** today."
"**NOT** mine."




ENCOURAGE

Create activities to provide lots of models and practice with **WORD**.

Book: "*We're Going on a Bear Hunt*" by Michael Rosen and Helen Oxenbury

Activity: Who stole the cookie from the cookie jar? **NOT** me!
Activity: Associations: Which one does **NOT** belong? mitten, hat, swimsuit



EXPECT

Create opportunities for the learner to say **NOT**. Make sure to wait, and look so they know it is expected.

For protesting, "**NOT** you!"
For requesting something different, "**NOT** that" "**NOT** red"
For comments, "I do **NOT** like it"