

# Let's teach show


Can I **SHOW** you something?

When something is interesting, we like to **SHOW** it to others. The word **SHOW** can have many meanings, though. In school, students may have a '**SHOW** and Tell' event and **SHOW** their favorite item. Others may like to go see a **SHOW** for entertainment. Some may **SHOW** their emotions, like happiness or frustration.




## FIND

Find the word in the vocabulary. **SHOW** is a verb, so it will typically be a green word. It is often located on the **ACTIONS** page of many vocabularies. If you can't find **SHOW**, use the Word Finder feature to learn where it is. If it is not in the vocabulary, you may want to add it.



## INTRODUCE

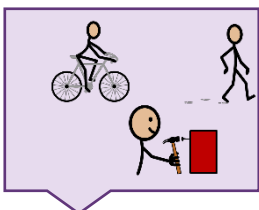
Use **SHOW** in context and try to explain it at the learner's level. Modeling, touching the word in the vocabulary as you say it, may help. Here's an example: "**SHOW** is when you want someone to look at something important to you."



## MODEL

Model the word throughout the day, touching **SHOW** in the vocabulary anytime you say it.

"**SHOW** me." "What are you **SHOW**ing today?" "Time for **SHOW** and tell." "He likes to **SHOW** people his new toy." "We are going to a **SHOW** tonight."




## ENCOURAGE

Create activities to provide lots of models and practice with **SHOW**.

Game: Watch or create a game **SHOW** and ask fun questions!

Activity: Coordinate a "**SHOW** and Tell" for students.

Activity: Go see a **SHOW**.



## EXPECT

Create opportunities for the learner to say the word. Make sure to wait, and look so they know it is expected.

Show something new to friends and family. Encourage the use of "I want to **SHOW** you something."