

# Let's teach thank you


## THANK YOU!

This social phrase is used all the time to express gratitude for something. Children start to understand and use this phrase around 1-2 years of age. We use the phrase **THANK YOU** many times throughout the day with family, friends, and strangers we encounter in the community. Remember we can also say "No **THANK YOU**" to refuse something politely.



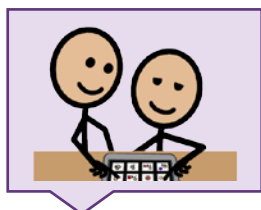
### FIND

Find the word in the vocabulary. **THANK YOU** is an interjection, so it will typically be a white word. It is often located on the SOCIAL page of many vocabularies. If you can't find **THANK YOU**, use the Word Finder feature to learn where it is. If it is not in the vocabulary, you may want to add it.



### INTRODUCE


Use **THANK YOU** in context and try to explain it at the learner's level. Modeling, touching the word in the vocabulary as you say it, may help. Here's an example: "**THANK YOU** is a phrase we say when we appreciate something."



### MODEL

Model the word throughout the day, touching **THANK YOU** in the vocabulary anytime you say it.

"**THANK YOU** for this." "Did you say **THANK YOU**?" "I need to make a **THANK YOU** card." "Always say **THANK YOU** before you leave." "**THANK YOU** for the kind words."




### ENCOURAGE

Create activities to provide lots of models and practice with **THANK YOU**.

Book: *Bear Says **THANK YOU*** by Michael Dahl.

Snack: Instead of saying "No", say "No **THANK YOU**."

Activity: Make a **THANK YOU** card for someone.



### EXPECT

Create opportunities for the learner to say the word. Make sure to wait, and look so they know it is expected.

After given something, practice saying "**THANK YOU**."