


Let's teach you

We use **YOU** to describe the other person in our conversation. **YOU** did it. I saw **YOU** playing in the backyard. I see **YOU** need some help with that. We use it to refer to the other party we are talking to. Someone might point to the person standing in front of them and say "**YOU** are the one." Or "**YOU** can do it!" Use body language (pointing) to identify the **YOU** and me in a game. Who should take a turn? **YOU** should take a turn or should I take a turn.




FIND

Find the word in the vocabulary. **YOU** is a pronoun, so it will typically be a yellow word. It is often located on the home page of many vocabularies. If you can't find **YOU**, use the Word Finder feature to learn where it is. If it is not in the vocabulary, **YOU** may want to add it.



INTRODUCE

Use **YOU** in context and try to explain it at the learner's level. Modeling, touching the word in the vocabulary as you say it, may help. Here's an example: "**YOU** is used to talk reference a person. Who is being addressed? Who are we talking about? **YOU**. Looking in a mirror with the learner, "I see **YOU**?" while pointing to the learner in the mirror.



MODEL

Model the word throughout the day, touching **YOU** in the vocabulary anytime you say it.

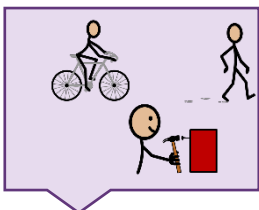
"I love **YOU**."

"**YOU** are funny!"

"Do **YOU** have your bookbag?"

"**YOU** are amazing!"

"Are **YOU** ready?"




ENCOURAGE

Create activities to provide lots of models and practice with **YOU**. Book: *Brown Bear, Brown Bear, What Do **YOU** See?* By Bill Martin Jr and Eric Carle.

Book: *Are **YOU** My Mother?* By P.D. Eastman

Game: Go Fish! Do **YOU** have....?



EXPECT

Create opportunities for the learner to say the **YOU**. Make sure to wait, and look so they know it is expected.

Add **YOU** to current requests, questions, and comments.

For *questions/ requests*, "What do **YOU** want to do?"

For *comments*, "I like **YOU**" or "**YOU** should look now"