

## let's teach GOOD


**GOOD** job. **GOOD** work. **GOOD** idea. **GOOD** one. **GOOD** thing.

Starting at a very young age, we start to teach children the difference between GOOD and bad. In fact, "GOOD job" is one of the most common, and perhaps overused, praise phrases adults use when providing children with feedback about his/her behavior. We may use the phrase "GOOD boy," "GOOD girl," "GOOD job," or "GOOD work." It is important that we not only teach them how to be GOOD, but also how to use the word GOOD.




### FIND IT:

Find the word on the device. GOOD is a describing word so it will typically be a purple word. It is located on the home page of several of the WordPower vocabularies. If not, you will find it under the DESCRIBE page. If needed, use the Word Finder feature to learn where the word is located.



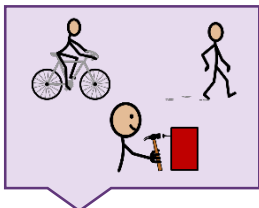
### DEFINE IT:

Defining the word GOOD can be tricky. It may be easier to explain it in a sentence:  
"When you do something GOOD it makes me happy."  
"GOOD means 'not bad.'"  
"If you are a GOOD that means you are nice."




### USE IT:

Pay attention to when you already say the word throughout the day and model the word GOOD on the device whenever you do. In addition to the ones above, here are a few examples: "GOOD morning." "Have a GOOD day." "GOOD thinking." "You are GOOD." "GOOD as new." "It's GOOD to see you."



### EXPERIENCE IT:

Read a **book**: "The Feel GOOD Book"  
Sing a **song**: "For He's a Jolly GOOD Fellow"  
Do a **taste test**: determine what is GOOD vs BAD.  
Do a **puzzle**: say GOOD job every time he fits a piece



### EXPECT IT:

Create opportunities to practice saying the word. Have them help hand out "GOOD job" tickets when you/they catch someone being GOOD. Make a collage about GOOD things. Have them tell you why each is GOOD. "It is GOOD because..."