

## let's teach LIKE


I **LIKE** it. I no (don't) **LIKE** it. These are two sentences you may hear from children who are learning to comment about their environment.

The ability to share your opinion about something is very important, and the word "like" is a great way to introduce that concept. Of course, "like" does carry other meanings. As a noun it is something you enjoy. As a preposition it is used for comparisons.




### FIND IT:

Find the word on the device. LIKE is a verb, so it will typically be a green word. It is located on the home page of most of the WordPower vocabularies. If needed, use the Word Finder feature to learn where the word is located.



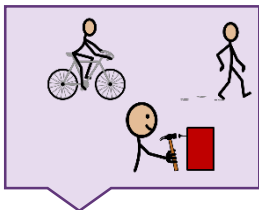
### DEFINE IT:

Using aided language input, explain that LIKE means "to enjoy." It may be easier to explain it in a sentence: "If you LIKE something it makes you feel happy." "If you LIKE something it means you want more." "If you LIKE something it means it's your favorite."




### USE IT:

Pay attention to when you already say the word throughout the day and model the word LIKE on the device whenever you do. "I LIKE that." "I LIKE how you are waiting." "Do you LIKE it?" "That looks LIKE mine." "I don't LIKE that noise." "It looks LIKE it might rain." "I don't LIKE the sound of that."



### EXPERIENCE IT:

Read a **book** that uses the word: "Green Eggs & Ham." Sing a **song** that uses the word: "I LIKE to Move It." Have a **taste testing** to determine what they LIKE. Go to an **art gallery** & comment about what you see.



### EXPECT IT:

Create opportunities for practice by following every activity with the question "What did you think about that?" Look and wait expectantly or provide choices "Did you LIKE it, or not LIKE it?"