

How to Make a Lite-Tech WordPower42 Basic SS Book with Flips

This page provides instructions, a few tips, and questions so that you make a customized and useful lite-tech communication book. (Do not include this page in the lite-tech book.)

Why use a lite-tech communication book?

- Use as a back - up system for a high- tech system.
- Use as a beginner board. This allows you to transition easily to the high- tech option using the same vocabulary arrangement. Or used while waiting for high-tech device.
- Use as a model for teaching a classroom of students with language deficits.
- The communication partner can also model using the low - tech option.
- Use during water activities. If you punch holes in it, probably not great for submerging, but would last a decent amount of time to water splashes (water table). If you wanted to make the hole punched sheets more waterproof, leave enough lamination above the sheets to punch holes.

What materials are recommended?

- PDF file of the book
- Printer-preferably color
- Lamination – Use a home laminator or professional machine to protect the pages throughout the day.
- Binding – Use 3 individual rings, a binder, or something else. You could select any binding option that suits you. You will want the flips to be able to flip up easily.
- Hole punch- a 3 hole punch works nicely. This will be determined by the method of binding.
- Scissors

Option 1:

- Print out the flipbook. Use Capture Mode in Chat Editor to print individual buttons. Or take screenshots of personalized.
- Glue or tape the individualized buttons to empty spaces on the flips. Laminate the entire book.

Option 2:

- Save buttons to your computer using Capture Mode in Chat Editor or taking screenshots. Open the PDF.
- Add button images by clicking the image fields on the desired flip. Print, cut, and laminate the flip book.

How do you customize it?

1. Print out PDF file (with customizations or add customizations to your flips after printing).

2. Cut out the pieces. The full page vocabulary should sit at the correct position to align the flips the way they are placed on the pages. You will see a dotted line between the flips to guide you in cutting. This cutting guide will provide you with the top of the next flip. Cut around the flip tabs and follow the line over, as well as straight across the bottom of the other flips. This should align the tops of the flips and leave equal space for the binding option. Printers vary in the way they align and print so check to see that it aligns correctly when you begin cutting.

3. Laminate- If you are using a page lamination system, you will simply put the pieces in the pages allowing enough space to leave a laminated edge. If you are using a roller type of laminator, make sure you leave enough space around the edges for the cut and a laminated edge.

4. Cut the pieces again- leave a small amount a lamination around edges to keep a seal.

5. Bind-Use a 3-hole punch or other punch option. (Rings or binder) Check to see the hole alignment matches as you go. Or use a binding machine.










How is the lite-tech communication flip book created?




Based on WordPower42 Basic SS
 © 2019-2022 PRC-Salttillo. Non-commercial reprint rights for clinical or personal use granted with inclusion of copyright notice. Commercial use prohibited; may not be used for resale. WordPower™ is a trademark of Inman Innovations, Inc.; © 2001-2022. The symbols used in the work are owned by n2y, LLC. Used with permission under license. © 2022.














PEOPLE 	QUESTIONS 	PLACES 	SOCIAL 	TIME 	GROUPS 	ABC 123
I	can	to	ACTIONS 	come 	good 	DESCRIBE
my 	do	drink 	eat 	feel 	a	more
it 	have	finish 	help 	go 	the	that
you 	is	like 	listen 	play 	stop 	EXTRA <i>And It The</i> WORDS <i>Up</i>
your 	don't 	.	want 	watch 	work 	clear




me 	mom 	dad 	sister 	brother 	grandma 	grandpa 
he 	she 					

PEOPLE












1

her 	his 	we 	they 	girl 	boy 	baby 
people 	family 	friend 				child 

2

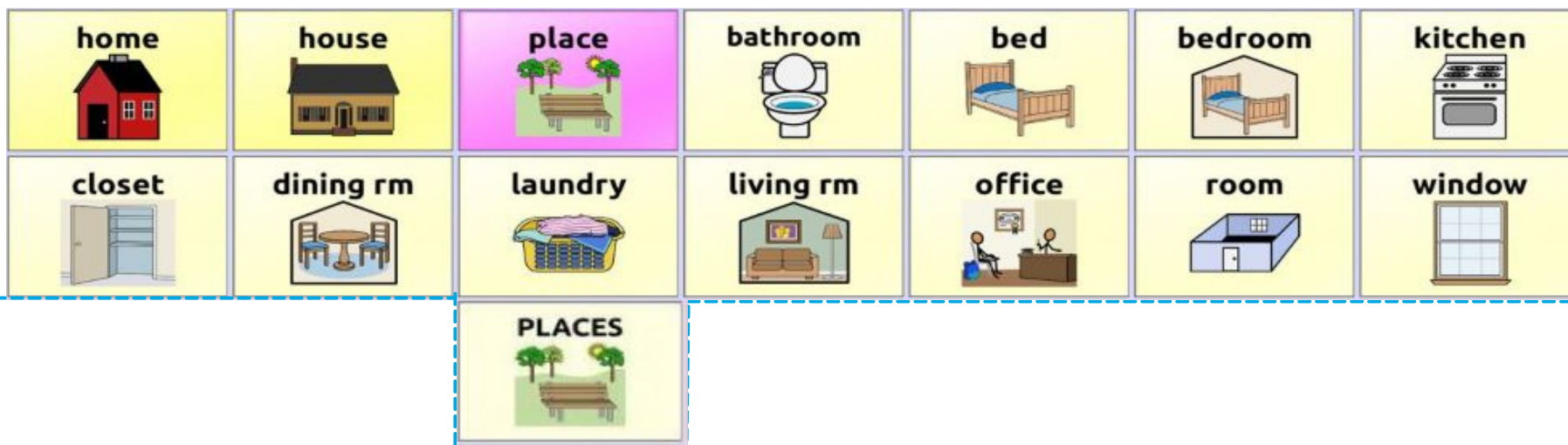
SCHOOL PEOPLE 						teacher 
						student 

3

what 	when 	where 	how 	who 	why 	which 
?	question 	What will we do... 	what time... 			

4

QUESTIONS







5


















6










outside 	beach 	camp 	farm 	lake 	ocean 	park 
		for a walk 	playgrnd 	pool 	zoo 	















7

school 	bus 	class 	library 	lunch 		
	therapy 	speech 	OT	PT		





8

hello 	goodbye... 	please 	thank you 	you're welcome 	okay 	yes 
How r u? 	What's up? 	bathroom 	problem 	I love you 	great! 	no 
SOCIAL 						










awesome 	oh my 	hungry 	thirsty 	tired 		
PERSONAL & QUESTIONS 	My name 	I live at 	My b'day 	I am _ years old	school 	My pets 

could	bathe 	brush 	buy 	call 	get 	hurt 
are	give 	clean 	cook 	draw 	drive 	know 
			<div>SOCIAL </div> <div>ACTIONS </div>			















11

did	jump 	look 	put 	read 	need 	make 
will	would	open 	ride 	sit 	shop 	see 









12

was		sleep 	swim 	tell 		take 
	be	love 	turn 	wash 	write 	think 


13

answer 	ask 	blow 	catch 	close 	color 	cry 
understand 	kiss 	find 	pull 	push 	smell 	hear 


14

Sunday	Monday	Tuesday	Wednesday	yesterday 	today 	tomorrow 
Thursday	Friday	Saturday	next 	morning 	day 	night 
				TIME 		















15

January 	February 	March 	April 	May 	June 	July 
August 	September 	October 	November 	December 	2025	20__














16

season 	spring 	summer 	fall 	winter 		















17

DRINKS 	water 	juice 	milk 	choc milk 	smoothie 	
SNACKS 	crackers 	cookies 	fruit snack 	pudding 	yogurt 	pretzels 
					GROUPS 	














18

breakfst 	eggs 	toast 	cereal 	oatmeal 	pancakes 	syrup 
meal 	sandwich 	grilled ch 	hamburger 	fries 	chicken 	pizza 

19

fruit 	apple 	banana 	orange 	blueberries 	strawber 	grapes 
veggie 	broccoli 	carrot 	corn 	cucumber 	potato 	peas 

20

shape 	circle 	square 	triangle 	rectangle 	heart 	star 
The weather is...	cold 	hot 	cloudy 	sunny 	rainy 	snowy 

21

toy 	ball 	bike 	iPad 	blocks 	bubbles 	playdoh 
coloring book 	cars 	doll 	slide 	swing 	Legos 	puzzle 

22

23

a	b	c	d	e	f	g
h	i	j	k	l	m	n
						ABC 123

24

o	p	q	r	s	t	u
v	w	x	y	z		

25

0	1	2	3	4	5	6
7	8	9	+	-	X	÷















26

happy 	sad 	okay 	funny 	mad 	scared 	uncomfort 
fine 	excited 	great 	fun 	frustrated 	good 	bad 

27

ABC
123










DESCRIBE


better 	cold 	wet 	nice 	hungry 	tired 	sick 
worse 	hot 	dry 	mean 	thirsty 	fast 	slow 













28














big 	little 	full 	empty 	loud 	quiet 	same 
broken 	fixed 	easy 	hard 	near 	far 	different 










29

clean 	dirty 	hard 	soft 	new 	old 	light 
cool 	warm 	heavy 	light 	right 	wrong 	dark 

30

red 	orange 	yellow 	green 	blue 	purple 	pink 
black 	white 	grey 	brown 	tan 		

	 top	 above	 over	and	in 	on 
	bottom 	below 	under 	at	out 	off 
						ABC 123
						DESCRIBE 
						more 
						that 
						EXTRA <i>And It The</i> WORDS <i>Up</i>

nothing 		this 	but 	all 	up 	with
	not 	here 	there 	left 	down 	right 