


Why would I want to use Button Capture?

The button capture tool is available on Chat Editor, Saltillo's free companion software. Capture allows you to create button sequences, so that you could add symbol supports that correspond with the AAC vocabulary. Everyone benefits from visual supports, so adding visual supports may be a tool to help not only the individual using the device, but also everyone working with him/her.

What are examples of ways to use button sequences?


You can add the button sequences to almost anything you want; simply copy/paste into the document.



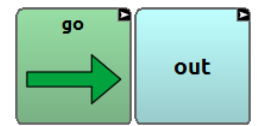
Create or adapt a book

more	more	more
more	more	more
stop	stop	stop
stop	I	stop
stop	you	stop
that	that	that
want	want	want

Create a "cheat sheet" of words

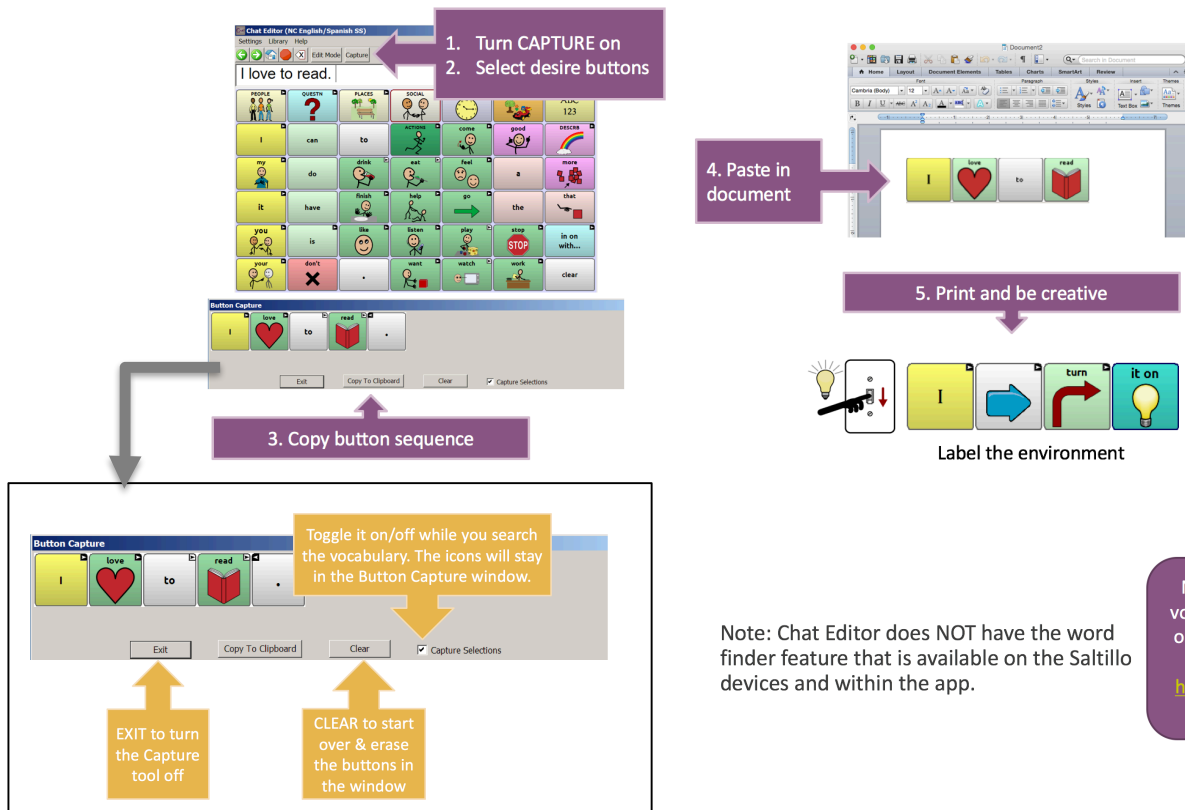


Make flashcards or other materials



Create labels for the environment

How do I use Button Capture?



1. Turn CAPTURE on
2. Select desired buttons
3. Copy button sequence
4. Paste in document
5. Print and be creative

Label the environment

Toggle it on/off while you search the vocabulary. The icons will stay in the Button Capture window.

EXIT to turn the Capture tool off

CLEAR to start over & erase the buttons in the window

Need help exploring the vocabulary files. Check out our video tutorials online.
<http://saltillo.com/videos>

Note: Chat Editor does NOT have the word finder feature that is available on the Saltillo devices and within the app.

Download Chat Editor: <https://saltillo.com/products#chat-editor>