
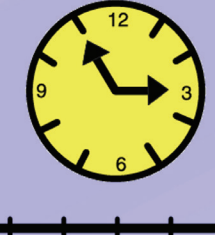
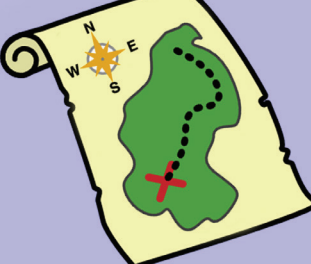



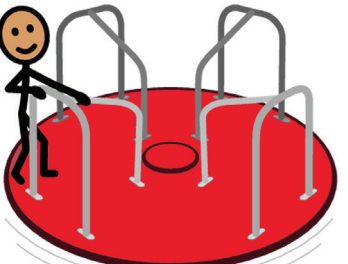










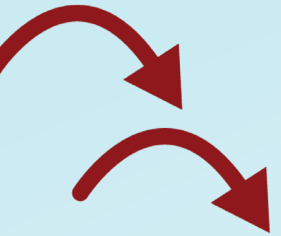






































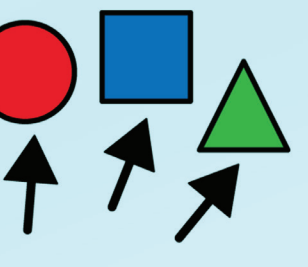

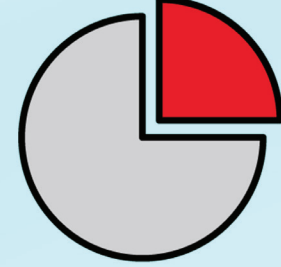


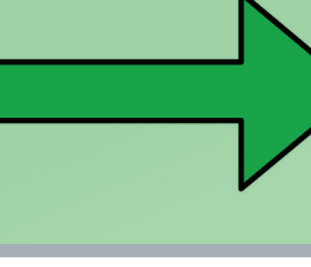

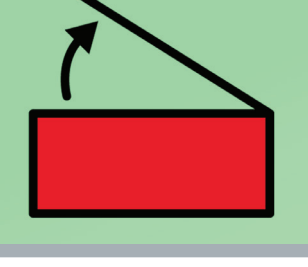



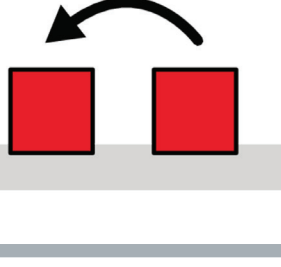
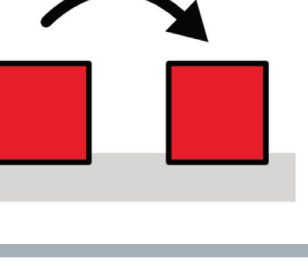

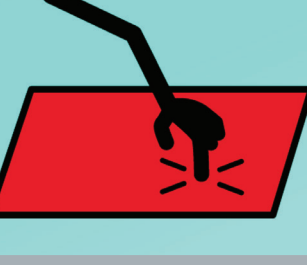

























WordPower™ Core Word Communication Board

what 	when 	where 	hello 	goodbye 	jungle gym 	merry-go-round 	sandbox 	seesaw 	time 	slide 	swing 
I 	me 	how 	who 	why 	again 	please 	thank you 	problem 	now 	bad 	good 
my/mine 	am 	to 	be 	feel 	give 	listen 	happy 	sad 	tired 	okay 	cool 
it 	is are	will 	come 	hurt 	hear 	know 	that 	a 	the 	and 	more 
you 	can 	eat 	drink 	finish 	get 	love 	make 	need 	all 	at 	some 
your 	do 	go 	help 	open 	put 	say/talk 	see/look 	first 	then 	for of	on 
here 	have 	like 	play 	read 	stop 	walk 	show 	wait min 	in 	up 	off 
yes 	no/don't 	want 	take 	tell 	turn 	watch 	wear 	work 	out 	down 	with 

How to Use This Core Word Communication Board

- 1. Point to the Symbol/Word you want to communicate or teach the child.**
- 2. Say the selected (modeled) word out loud.** The communication partner will say the modeled word by asking something like, “So, you would like to slide?” Or, prompt for more direction. For example, if the individual points to play ask, “What would you like to play?” so they can point to an activity on the board or point in the direction of the activity in the playground or park area.
- 3. Return to the board to continue communicating.** If you want to do more of a particular activity, you could point to more or again. You may want to end an activity by pointing to stop. You can also download and print out a hand-held version to use on-the-go from aaclanguagelab.com/resources.
- 4. Have fun!**

For more information visit: www.salttillo.com

