


Choosing Activity First



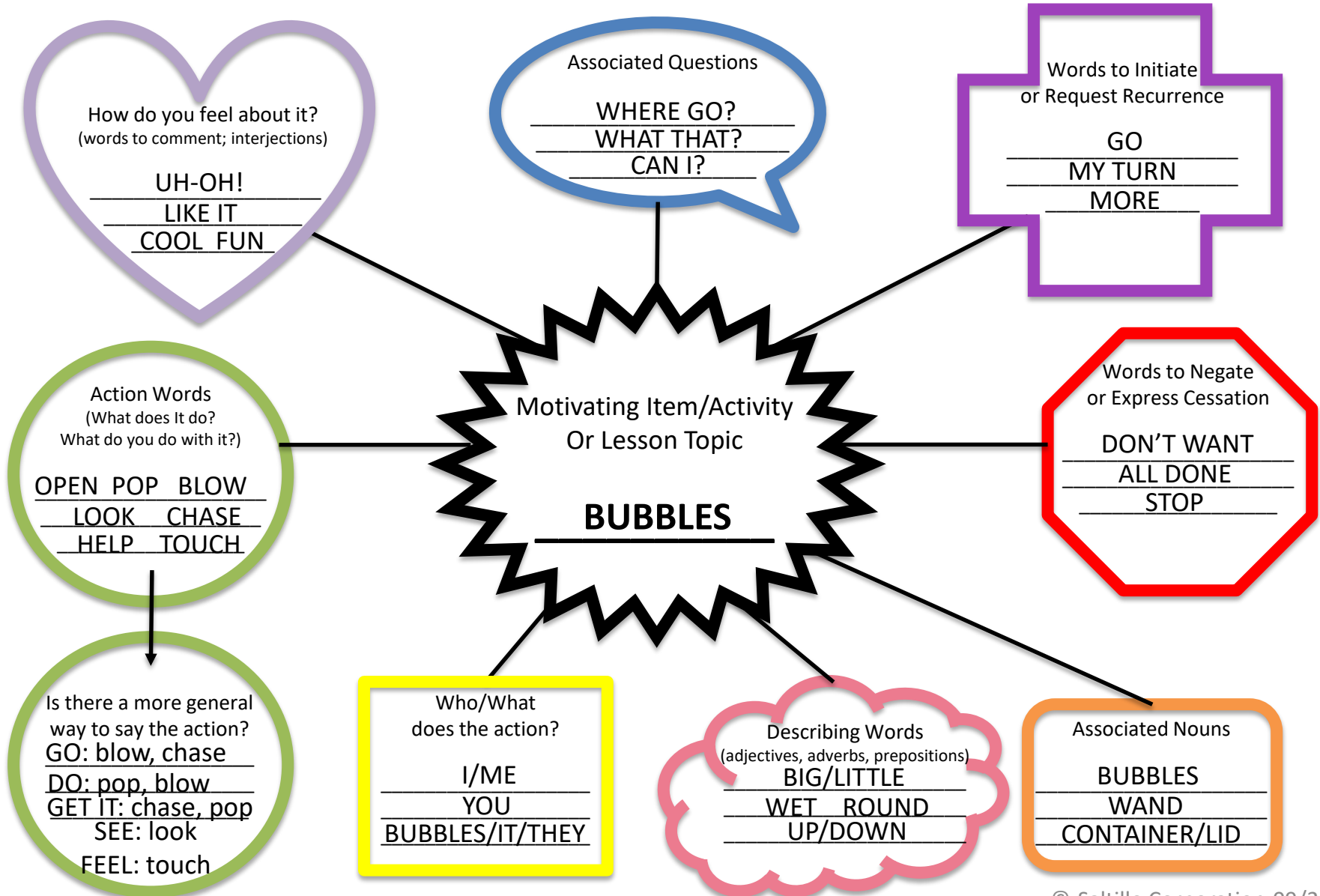


Choosing Core:

selecting activity first

- We have created this tool to help you think through activities and target use of core vocabulary.
- Some activities are filled out. These are just ideas, feel free to adapt to the child's and your style/level.
- You will also find a document for moving beyond one word. This will include communication scripts to help you think through the communicative functions to participate in the activities.
- Steps to complete:
 - Pick a motivating activity/topic
 - Fill in words in the different sections
 - Think through the script: what does the communication partner need to say to elicit the targeted vocabulary? Consider the different language functions.
 - Have Fun!

Choosing CORE Vocabulary: "Activity-First" Approach



1 Copy the Words from "Choosing CORE Vocabulary" Worksheet

Like, it, cool, fun, pop, blow, look, chase, touch, go, do, get, see, feel,
 where, go, what, that, can, I, me, you, my, turn, more, want, all done,
 stop, uh-oh!, open, help, up, down, round, big, wet, little,

3 Write what the communication partner needs to say/do in order to get the child to say the phrase on the right.

COMMUNICATION SCRIPT

*I have something in my bag.

*Bubbles! What should we do?

*(blowing bubbles) Where should the bubbles go? Big or little?

*What do you think?

*I like little bubbles. How do they feel?

*Should we do more or stop?

2 Come up with as many different 2+ word combinations using the above words and write them below. Add words as needed.

PHRASES/SENTENCES

What in/side? open I look

Open help play blow see

Up down big bubble little

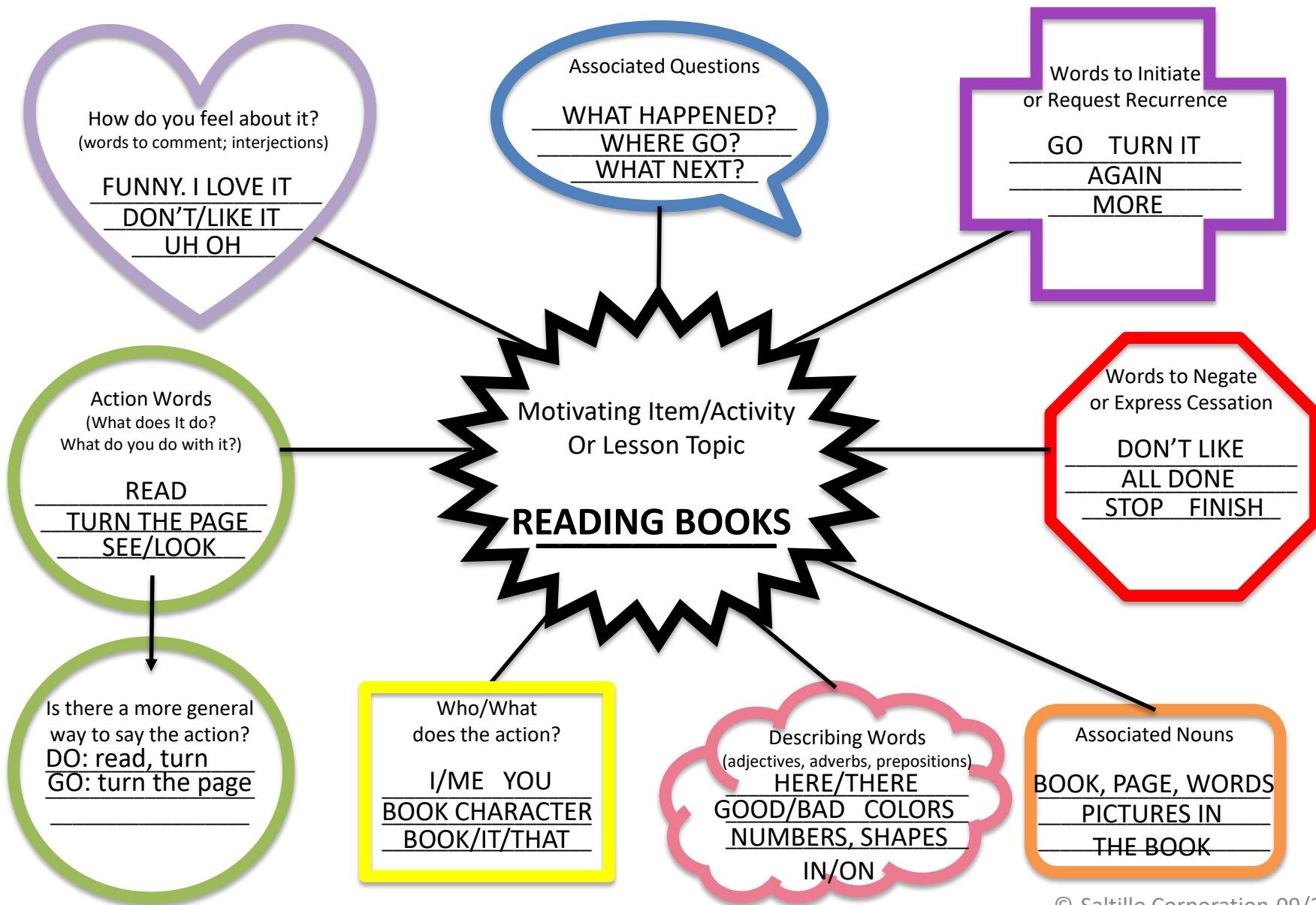
I like it! Cool! This is fun. See up

Feel wet touch more get wet

I want touch do more my turn

4 Review the phrases and make sure you have included several different functions of communication:
 Request (Object, Action, Help, Recurrence), Comment, Ask Question, Accept/Reject, Label, Exclaim, Express Feelings, Call/Greet

Choosing CORE Vocabulary: "Activity-First" Approach



1 Copy the Words from "Choosing CORE Vocabulary" Worksheet

3 Write what the communication partner needs to say/do in order to get the child to say the phrase on the right.

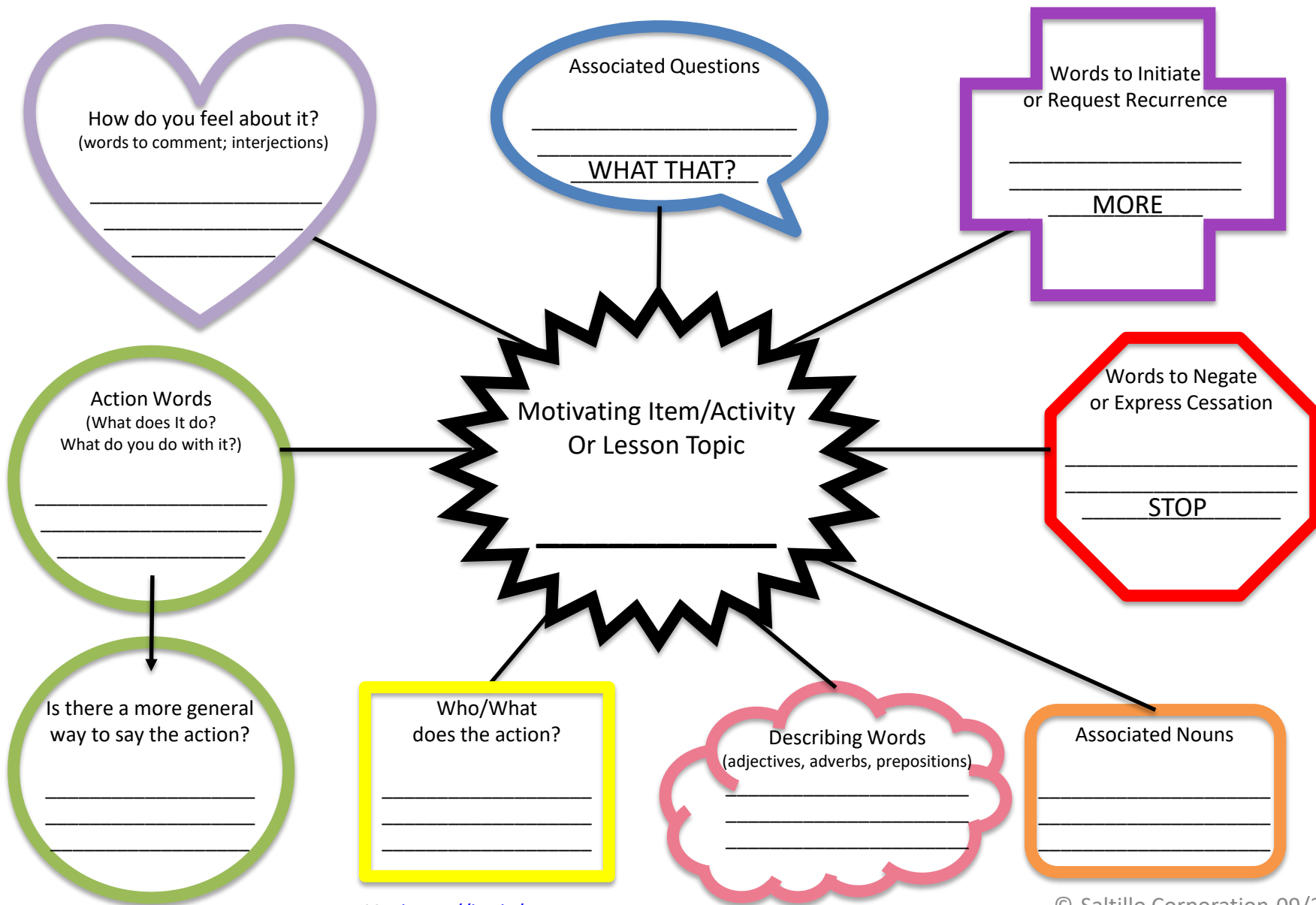
COMMUNICATION SCRIPT

2 Come up with as many different 2+ word combinations using the above words and write them below. Add words as needed.

PHRASES/SENTENCES

4 Review the phrases and make sure you have included several different functions of communication:
Request (Object, Action, Help, Recurrence), Comment, Ask Question, Accept/Reject, Label, Exclaim, Express Feelings, Call/Greet

Choosing CORE Vocabulary: "Activity-First" Approach



1 Copy the Words from "Choosing CORE Vocabulary" Worksheet

3 Write what the communication partner needs to say/do in order to get the child to say the phrase on the right.

COMMUNICATION SCRIPT

2 Come up with as many different 2+ word combinations using the above words and write them below. Add words as needed.

PHRASES/SENTENCES

4 Review the phrases and make sure you have included several different functions of communication:
Request (Object, Action, Help, Recurrence), Comment, Ask Question, Accept/Reject, Label, Exclaim, Express Feelings, Call/Greet